



# Chapman University

**Fact Book**

**2016 – 2017**

**All Inquiries Should Be Directed To:**

---

Chapman's Institutional Research Office (CIRO)  
One University Dr.  
Orange, CA 92866

<http://www.chapman.edu/ciro>

---

# Table of Contents

<b>University Profile</b> .....	<b>4</b>
University Officers (2016-2017).....	5
Board of Trustees.....	6
Board of Governors.....	7
President’s Cabinet .....	8
Vision Statement.....	9
Mission.....	9
History.....	9
Central Commitments .....	9
Academic Programs .....	10
Accreditation.....	14
<b>Trends and Growth</b> .....	<b>16</b>
Undergraduate Headcount Enrollment .....	17
Graduate Headcount Enrollment.....	17
Juris Doctor Headcount Enrollment.....	18
Average High School GPA of New Freshmen .....	18
Percent of New Freshmen in Top 25% of Their Graduating Class .....	19
Average SAT Score of New Freshmen.....	19
Fall-to-Fall Retention Rate of First-time Freshmen.....	20
Six-Year Graduation Rate of First-time Freshmen.....	20
Full-Time Faculty Headcount .....	21
Full-Time Staff Headcount .....	21
<b>Student Data</b> .....	<b>22</b>
New Freshman Profile .....	23
<i>Applicants, Admissions, and Enrollees (Domestic &amp; International)</i> .....	23
<i>Mean SAT and ACT Scores and GPA of Entering Freshmen</i> .....	23
Enrollment.....	24
<i>Total Headcount Enrollment by Gender and Level</i> .....	24
<i>Total Headcount Enrollment by Race/Ethnicity and Level</i> .....	24
<i>Percent of Total Headcount Enrollment by Level</i> .....	25
<i>Total Degree-Seeking Headcount Enrollment by School/College</i> .....	25
<i>Total Degree-Seeking Undergraduate Headcount Enrollment by School/College</i> ..	26
<i>Total Degree-Seeking Graduate Enrollment by School/College</i> .....	26
Degrees Awarded.....	27
<i>Degrees Awarded by Level and School</i> .....	27
<i>Undergraduate Degrees Awarded by Major</i> .....	28
<i>Graduate Degrees Awarded by Major</i> .....	29
<b>Faculty &amp; Staff Data</b> .....	<b>30</b>
<i>Full-Time Instructional Faculty by Gender</i> .....	31
<i>Full-Time Instructional Faculty by Race/Ethnicity</i> .....	31
<i>Full-Time Staff by Gender and Classification</i> .....	32
<i>Full-Time Staff by Race/Ethnicity and Classification</i> .....	32

# **A Profile of Chapman University**

***University Officers (2016-2017)*****University Presidents**

James B. Martin	1863-1875
Benjamin H. Smith	1875-1878
Allen M. Elston	1878-1892
Henry D. McAneney	1892-1895, 1904-1912
Arthur C. Braden	1922-1929
Cecil F. Cheverton	1929-1941
George N. Reeves	1942-1956
J.E. Wilkinson (Acting)	1956-1957
John L. Davis	1957-1971
Donald C. Kleckner	1971-1975
Davis Chamberlin (Acting)	1976-1977
G.T. Smith	1977-1988
James L. Doti (Acting)	1988-1989
Allen E. Koenig	1989-1991
James L. Doti	1991-2016
Daniele C. Struppa	2016-present

**Administration**

Dr. Daniele C. Struppa, President  
 Dr. Glenn Pfeiffer, Provost and Executive Vice President for Academic Affairs  
 Mr. Gary Brahm, Chancellor, Brandman University  
 Mr. Harold W. Hewitt, Jr., Executive Vice President and Chief Operating Officer  
 Dr. Sheryl A. Bourgeois, Executive Vice President for University Advancement  
 Mr. Kris Eric Olsen, Vice President of Campus Planning and Operations  
 Mr. Joseph Slowensky, Vice Provost of Institutional Effectiveness and Faculty Affairs  
 Dr. Nina LeNoir, Vice Provost for Undergraduate Education  
 Dr. Richard Redding, Vice Provost for Graduate Education  
 Dr. Thomas Piechota, Vice President for Research  
 Dr. Jerry Price, Vice President for Student Affairs and Dean of Students  
 Dr. Kenneth Murphy, Associate Provost for Academic Administration  
 Mr. Michael Pelly, Vice President and Dean for Enrollment Management  
 Ms. Charlene Baldwin, Dean of the Leatherby Libraries  
 Dr. William D. Hall, Dean and Artistic Director of the Musco Center for the Arts  
 Dr. Gail Stearns, Dean of the Wallace All Faiths Chapel  
 Mr. Terry Boesel, Director of Athletics  
 Ms. Becky Campos, Vice President of Human Resources  
 Mr. Behzad Binesh, Vice President of Finance and Controller  
 Dr. Janine P. DuMontelle, Vice President of Legal Affairs and General Counsel  
 Ms. Helen Norris, Vice President and Chief Information Officer  
 Mr. Mark Woodland, Vice President of Strategic Marketing and Communications

**Academic Deans**

Mr. Reginald H. Gilyard, Dean, George L. Argyros School of Business and Economics  
 Dr. Margaret Grogan, Dean, College of Educational Studies

# UNIVERSITY PROFILE

Mr. Robert Bassett, Dean, Lawrence & Kristina Dodge College of Film and Media Arts  
Dr. Janeen Hill, Dean, Crean College of Health and Behavioral Sciences  
Dr. Patrick Fuery, Dean, Wilkinson College of Arts, Humanities, and Social Sciences  
Dr. Matthew J. Parlow, Dean, Dale E. Fowler School of Law  
Dr. Giulio Ongaro, College of Performing Arts  
Dr. Ronald P. Jordan, Dean, School of Pharmacy  
Dr. Andrew Lyon, Dean, Schmid College of Science and Technology

## *Board of Trustees*

### **Officers**

David A. Janes, Sr., Chair  
Wylie Aitken, Vice Chair  
Joann Leatherby, Vice Chair  
Scott Chapman, Secretary  
Zelma M. Allred, Assistant Secretary

### **Members**

Donna Ford Attallah '61	Jennifer L. Keller
Raj S. Bhathal	Parker S. Kennedy
James P. Burra	Laura Khouri
Michael J. Carver	Thomas E. Malloy
Phillip H. Case	Charles D. Martin
Akin Ceylan	James V. Mazzo
Irving M. Chase	Ann D. Moskowitz
Hazem H. Chehabi	Sebastian Paul Musco
Stephen Cloobek	David E. I. Pyott
Jerome W. Cwiertnia	Harry S. Rinker
Zeinab H. Dabbah '12	James B. Roszak
Kristina Dodge	The Honorable Loretta Sanchez '82
James Emmi	Mohindar S. Sandhu
Dale E. Fowler '58	James Ronald Sechrist
Barry Goldfarb	Ronald M. Simon
Stan Harrelson	Ronald E. Soderling
Gavin S. Herbert, Jr.	Emily Crean Vogler
Roger C. Hobbs	Karen R. Wilkinson '69
William K. Hood	David Wilson
Mark Chapin Johnson '05	

### **Emeritus Chairs**

The Honorable George L. Argyros '59	David Janes
Doy B. Henley	Donald E. Sodaro

**Emeritus Trustees**

Richard Berteau

Lynn Hirsch Booth

Arlene R. Craig

J. Ben Crowell

Robert A. Elliott

David C. Henley

Randall R. McCardle '58 (MA '66)

Cecilia Presley

Barry Rodgers

Richard R. Schmid

R. David Threshie

**Ex Officio Trustees**

James E. Blalock (J.D. '09)

Reverend LaTaunya Bynum '76

Reverend Don Dewey

James L. Doti

Barbara Eidson

Kelsey C. Flewellen '05

Reverend Dayna Kinkade

Melinda Masson

Linda D. Ruth

Daniele C. Struppa

Reverend Felix Villanueva

Reverend Denny Williams

***Board of Governors*****Officers**

Melinda Masson, Chair

Michael Penn (JD '04), Executive Vice Chair

Paul A. Cook, Vice Chair

Rebecca Hall '96, Secretary

**Members**

George Adams, Jr.

Marilyn Alexander

Lula Halfacre Andre

Lisa Argyros '07

Margaret Baldwin

Deborah Bridges

Brenda Carver

Eva Chen

Ronn C. Cornelius

Suzanne Ellingson

Robin Follman-Otta

Kathleen M. Gardarian

Judith A. Garfi-Partridge

W. Gregory Geiger

Steve Greinke

Galen Grillo (EMBA '13)

Sinan Kanatsiz '97 (MA '00)

Elim Kay '09

Scott A. Kisting

Dennis Kuhl

Suki McCardle

Lori Smith

James F. Wilson

**Ex-Officio Governors**

Sheryl A. Bourgeois

James L. Doti

## **Governors Emeriti**

Marta S. Bhathal  
Kathleen A. Bronstein  
Gary E. Liebl  
Jean H. Macino  
Richard D. Marconi  
Jerrel T. Richards  
Douglas e. Willits '72

## ***President's Cabinet***

Nicolaos G. Alexopoulos  
George Argyros, Jr. '89, (JD '01)  
Julianne Argyros  
Joyce Brandman  
Heidi Cortese Sherman  
Lawrence K. Dodge  
Onnolee B. Elliott (M.A. '64)  
Paul Folino  
Douglas K. Freeman  
Marie Gray  
Frank P. Greinke  
Gavin S. Herbert  
Shelley Hoss  
Steeve Kay  
Joe E. Kiani  
General William Lyon  
Frank O'Bryan  
The Honorable Milan Panic  
Lord Swarj Paul  
James H. Randall  
The Honorable Ed Royce  
Susan Samueli  
Ralph Stern  
David Stone  
Alan L. True



## *Vision Statement*

Chapman University will be a preeminent university engaged in distinguished liberal arts and professional programs that are interconnected, reach beyond the boundaries of the classroom and work toward developing the whole person: the intellectual, physical, social, and spiritual dimensions of life.

## *Mission*

The mission of Chapman University is to provide personalized education of distinction that leads to inquiring, ethical, and productive lives as global citizens.

## *History*

Chapman University traces its roots back more than a century and a half to Hesperian College, which opened on the same day that Abraham Lincoln was inaugurated as the sixteenth U.S. president in 1861. Hesperian and several other institutions later merged with California Christian College in Los Angeles. In 1934 the institution was renamed in recognition of its most generous benefactor, C.C. Chapman, successful real estate investor, church leader, politician, and citrus grower. Chapman College moved to the city of Orange in 1954. In September of 1991 the college became Chapman University, further strengthening its commitment to international education and an innovative undergraduate curriculum and graduate programs.

## *Central Commitments*

The mission of Chapman University finds expression through the following central commitments:

- Create stimulating learning environments for a diverse population.
- Recruit and retain an outstanding faculty that cherishes teaching, research, and creative activity as primary professional commitments and that strives to build a creative intellectual community in which the inquiring life is exemplified by a shared commitment among students and faculty to the pursuit of knowledge.
- Offer curricula that integrate liberal arts and professional learning in order to foster independent and critical thinking, effective communication, and an international perspective.
- Create learning, living, and working environments that foster diversity, multiple perspectives, and the free exchange of ideas.
- Affirm our openness to diverse religious, spiritual, political, and ethical traditions.
- Encourage the linkage between a life of learning and service and vital interaction of the University with our wider communities.
- Devote resources in a fiscally responsible manner to support outstanding teaching, scholarship, and learning and develop facilities that enhance the living and learning environments.

## *Academic Programs*

### **Wilkinson College of Arts, Humanities, and Social Sciences**

#### *Department of Art*

- B.A. in Art History
- B.F.A. in Art
- B.F.A. in Graphic Design

#### *Department of English and Comparative Literature*

- B.A. in English
- B.F.A. in Creative Writing
- 4+1 Undergraduate / M.A. in English
- M.A. in English
- M.F.A. in Creative Writing
- Dual Degree Program: M.A. in English / M.F.A. in Creative Writing

#### *Department of History*

- B.A. in History
- M.A. in War and Society
- 4+1 Undergraduate / M.A. in English

#### *International Studies Program*

- M.A. in International Studies
- 4+1 B.A. / M.A. in International Studies

#### *Department of World Languages and Cultures*

- B.A. in French
- B.A. in Spanish

#### *Peace Studies Program*

- B.A. in Peace Studies

#### *Department of Philosophy*

- B.A. in Philosophy

#### *Department of Political Science*

- B.A. in Political Science

#### *Department of Religious Studies*

- B.A. in Religious Studies

#### *Department of Sociology*

- B.A. in Sociology

### **George L. Argyros School of Business and Economics**

- B.A. in Economics
- B.S. in Accounting

B.S. in Business Administration  
 Integrated Five Year Undergraduate / M.B.A.  
 Integrated Five Year Undergraduate / M.S. Accounting  
 Integrated Five Year Undergraduate / M.S. Economic Systems Design  
 Executive M.B.A.  
 M.B.A. (Full-time)  
 M.B.A. (Professional)  
 M.B.A. in Prague  
 M.S. Accounting  
 M.S. Economic Systems Design  
 Joint Juris Doctor / M.B.A. (with the Fowler School of Law)  
 Joint M.B.A. / M.F.A. in Film and Television Producing (with Dodge College)  
 Joint M.B.A. / M.S. in Food Science (with Schmid College)

## **School of Communication**

B.A. in Communication Studies  
 B.A. in Strategic and Corporate Communication  
 4+1 Undergraduate / M.S. in Health and Strategic Communication  
 M.S. in Health and Strategic Communication

## **College of Educational Studies**

B.A. in Integrated Educational Studies  
 Integrated Five Year Undergraduate / M.A. in Curriculum and Instruction  
 Ed.S. in School Psychology / M.A. in Educational Psychology  
 M.A. in Counseling  
 M.A. in Leadership Development  
 M.A. in Special Education  
 M.A. in Teaching  
 Ph.D. in Education  
 Multiple Subject Credential  
 Multiple Subjects Credential with Spanish English / Bilingual Emphasis Option  
 Professional Clear Credential  
 Pupil Personnel Services Credential in School Counseling  
 Pupil Personnel Services Credential in School Psychology  
 Single Subject Credential  
 Special Education Credential Preliminary Mild/Moderate  
 Special Education Credential Preliminary Moderate/Severe  
 Special Education Credential Level II Moderate/Severe  
 Special Education Credential Level II Mild/Moderate

## **Lawrence and Kristina Dodge College of Film and Media Arts**

B.A. in Film Studies  
 B.A. in Public Relations and Advertising

# UNIVERSITY PROFILE

B.A. in Screenwriting  
B.F.A. in Creative Producing  
B.F.A. in Digital Arts  
B.F.A. in Film Production  
B.F.A. in News and Documentary  
B.F.A. in Screen Acting (joint program with the College of Performing Arts)  
B.F.A. in Television Writing and Production  
Integrated Undergraduate / M.A. Film Studies Program  
M.A. in Film Studies  
M.F.A. in Documentary Filmmaking  
M.F.A. in Film Production  
M.F.A. in Film and Television Producing  
M.F.A. in Production Design  
M.F.A. in Screenwriting  
M.B.A. / M.F.A. in Film and Television Producing (with the Argyros School)  
Juris Doctor / M.F.A. in Film and Television Producing (with the School of Law)

## **Crean College of Health and Behavioral Sciences**

B.A. in Psychology  
B.S. in Health Sciences  
B.S. in Kinesiology  
Pre-Health Post-Baccalaureate Program  
Doctor of Physical Therapy (DPT)  
Transitional Doctor of Physical Therapy (DPT)  
M.A. in Marriage and Family Therapy  
M.M.S. in Physician Assistant Studies  
M.S. in Athletic Training  
M.S. in Communication Sciences and Disorders  
Speech Language Pathology Services Credential

## **Fowler School of Law**

Juris Doctor  
Juris Doctor / M.B.A. (with the Argyros School)  
Juris Doctor / M.F.A. in Film and Television Producing (with Dodge College)  
LL.M. (General)  
LL.M. in Taxation

## **College of Performing Arts**

*Department of Dance*  
B.A. in Dance  
B.F.A. in Dance Performance

*Hall-Musco Conservatory of Music*

B.A. in Music  
 B.M. in Composition  
 B.M. in Performance  
 B.M. (Pre-Certification, Music Education)  
 M.M. in Keyboard Collaborative Arts

*Department of Theatre*

B.A. in Theatre  
 B.F.A. in Screen Acting (joint program with Dodge College)  
 B.F.A. in Theatre Performance

**School of Pharmacy**

Pharmacy Freshman Early Assurance Program (FEAP)  
 4+1 B.S. / M.S. in Pharmaceutical Sciences  
 M.S. in Pharmaceutical Sciences  
 Doctor of Pharmacy (Pharm.D.)  
 Ph.D. in Pharmaceutical Sciences

**Schmid College of Science and Technology**

B.S. in Biochemistry and Molecular Biology  
 B.S. in Biological Sciences  
 B.S. in Chemistry  
 B.S. in Computer Information Systems  
 B.S. in Computer Science  
 B.S. in Data Analytics  
 B.S. in Environmental Science and Policy  
 B.S. in Mathematics  
 B.S. in Physics  
 B.S. in Software Engineering

Chapman/UC Irvine Joint Degree Program in Engineering

Integrated Undergraduate / M.S. in Computational and Data Sciences  
 Integrated Undergraduate / M.S. in Food Science

M.S. in Computational and Data Sciences  
 M.S. in Food Science  
 Ph.D. in Computational and Data Sciences

Joint M.B.A. / M.S. in Food Science (with the Argyros School)

## *Accreditation*

### **Regional Accrediting Body**

Chapman University is accredited by the Western Association of Schools and Colleges (WASC), Accrediting Commission for Senior Colleges and Universities.

### **Professionally-Accredited Programs**

The programs of the George L. Argyros School of Business and Economics are accredited by The Association to Advance Collegiate Schools of Business (AACSB).

The teacher training and credential programs of the College of Educational Studies are approved by the California Commission on Teacher Credentialing (CTC) and the Council for the Accreditation of Education Preparation (CAEP).

The School Psychology program is accredited by the National Association of School Psychologists (NASP) and the International School Psychology Association (ISPA).

The Communication Sciences and Disorders program is accredited by the Council on Academic Accreditation in Audiology Speech-Language Pathology of the American Speech-Language-Hearing Association (ASHA) and approved by the California Commission on Teacher Credentialing (CTC).

The Athletic Training Education program is accredited by the Commission on Accreditation of Athletic Training Education (CAATE).

The programs of the School of Law are accredited by the American Bar Association (ABA).

The Doctor of Physical Therapy program is accredited by the Commission on Accreditation in Physical Therapy Education (CAPTE).

The Marriage and Family Therapy Program is accredited by the Commission on Accreditation for Marriage and Family Therapy (COAMFTE).

The programs of the Hall-Musco Conservatory of Music are accredited by the National Association of Schools of Music (NASM).

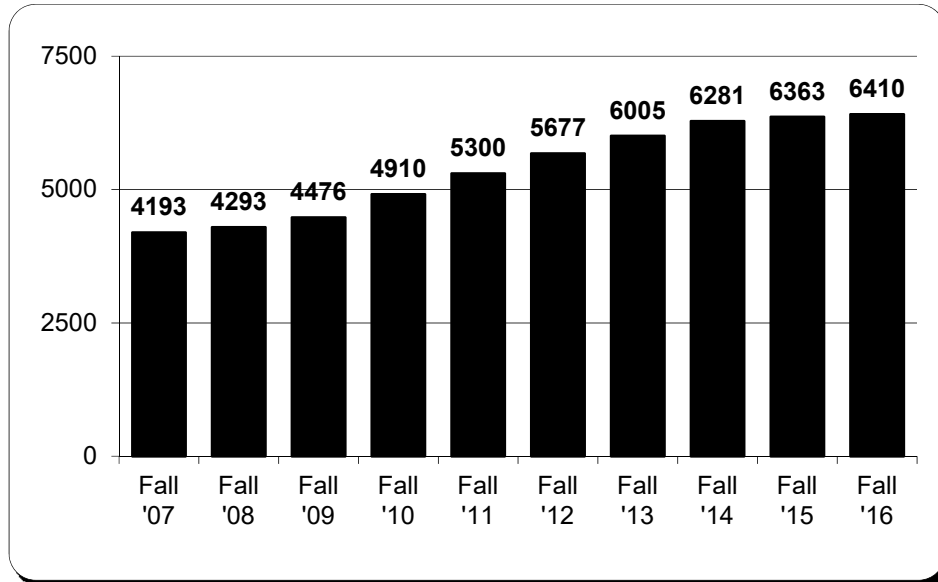
The programs of the Department of Dance are accredited by the National Association of Schools of Dance (NASD).

The programs of the Department of Theatre are accredited by the National Association of Schools of Theatre (NAST).

# **Trends And Growth**

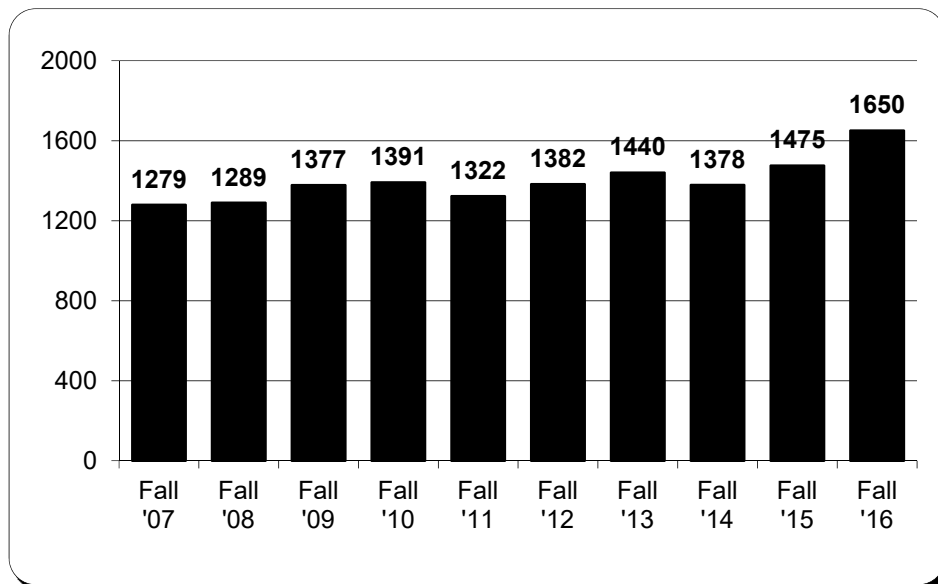


## *Undergraduate Headcount Enrollment*



Source: Chapman's Institutional Research Office (CIRO)

## *Graduate Headcount Enrollment*

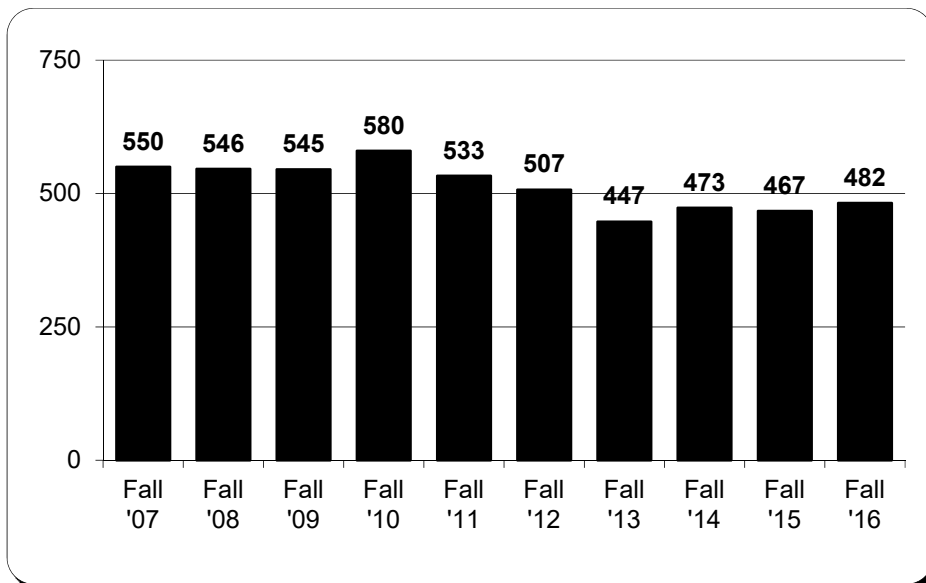


Source: Chapman's Institutional Research Office (CIRO)

Note: Beginning Fall 2005 the LL.M. program is included in the graduate headcount. In prior years it was included in the first-professional (Juris Doctor) headcount.

# TRENDS & GROWTH

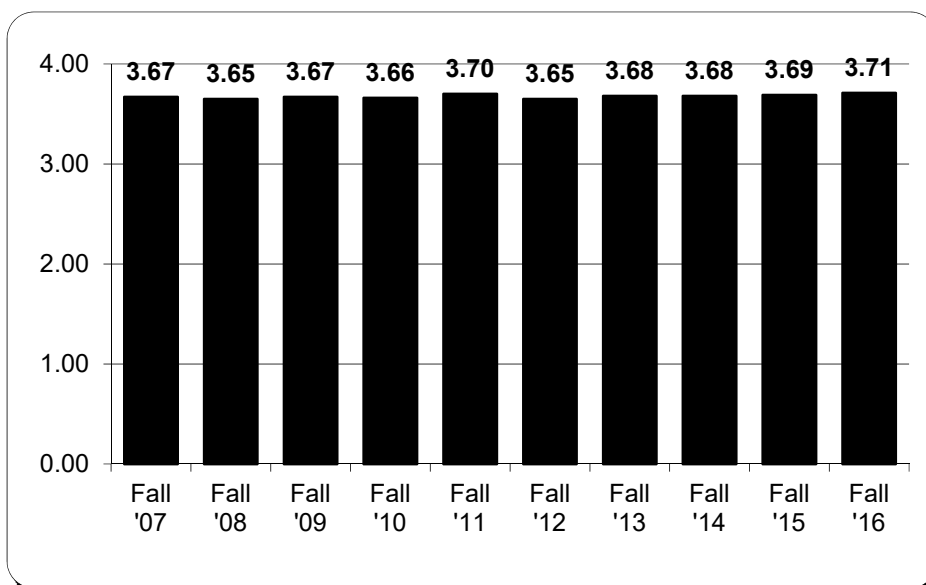
## *Juris Doctor Headcount Enrollment*



Source: As reported to IPEDS, Fall Enrollment Survey.

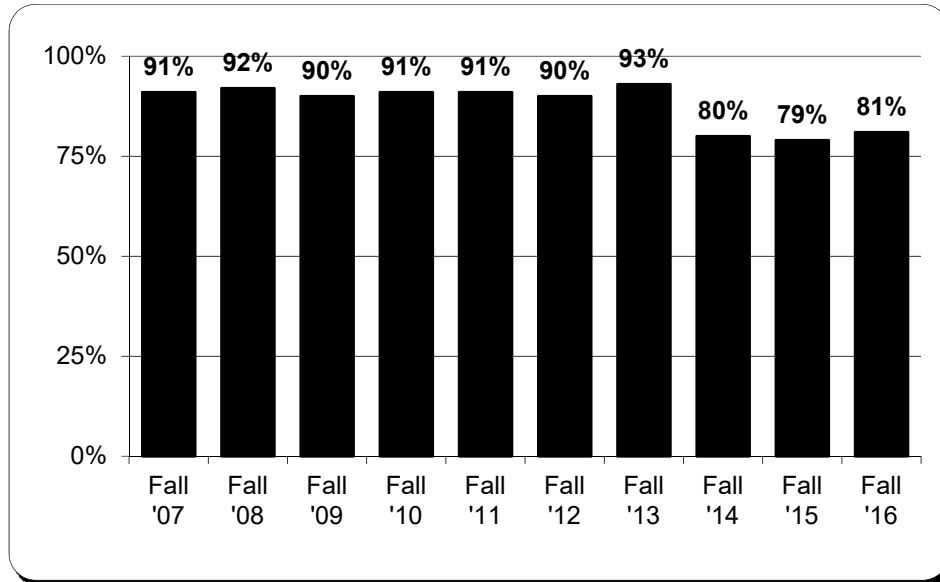
Note: Beginning Fall 2005 the LL.M. program is included in the graduate headcount. In prior years it was included in the first-professional (Juris Doctor) headcount.

## *Average High School GPA of New Freshmen*



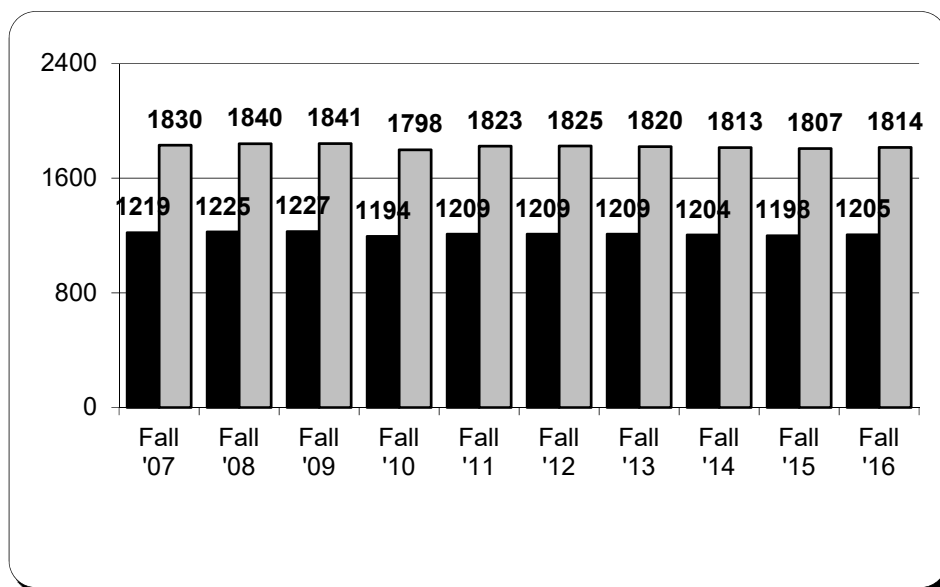
Source: Chapman's Institutional Research Office (CIRO)

*Percent of New Freshmen in Top 25% of Their Graduating Class*



Source: Chapman's Institutional Research Office (CIRO)  
 Note: More complete data became available beginning Fall '14.

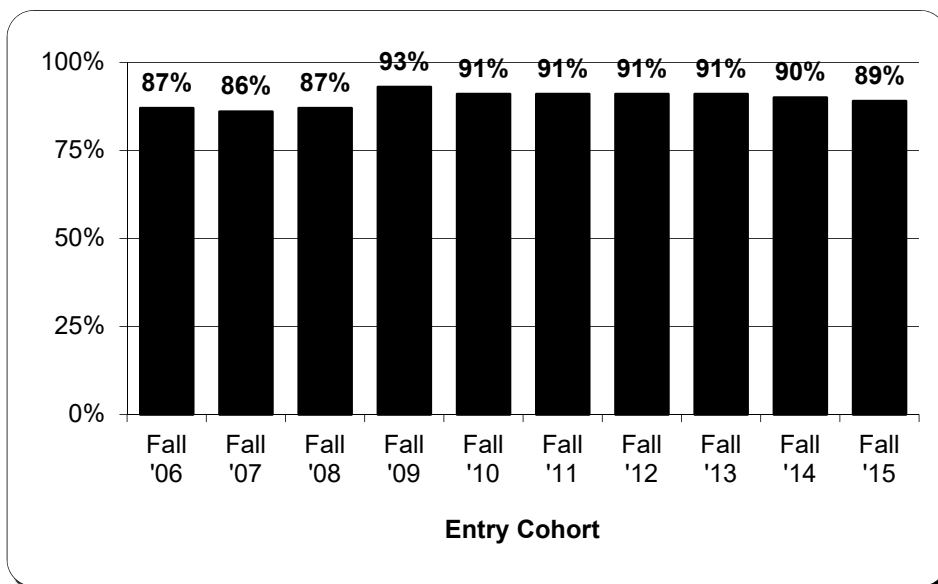
*Average SAT Score of New Freshmen*



Source: Chapman's Institutional Research Office (CIRO)  
 Note: The method of calculation changed beginning Fall '10

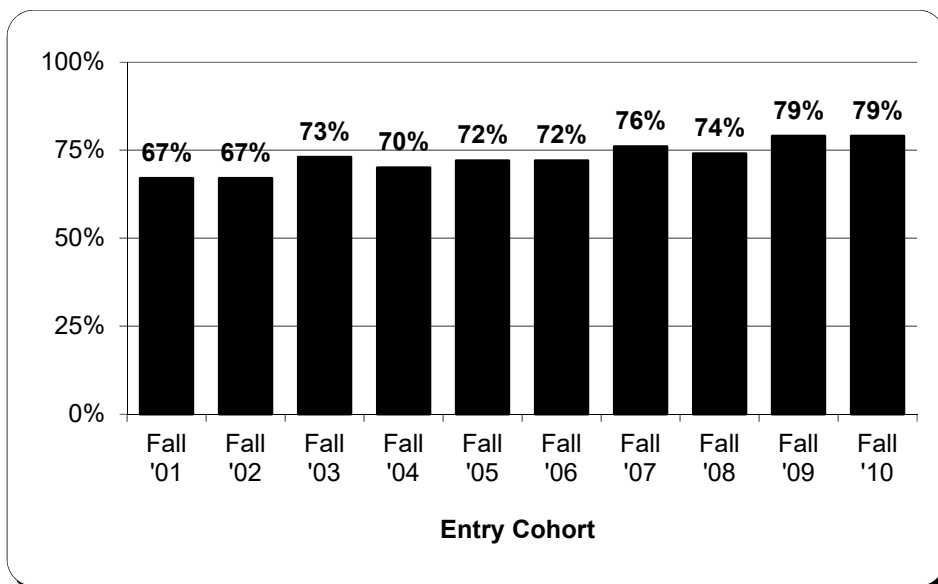
# TRENDS & GROWTH

## *Fall-to-Fall Retention Rate of First-time Freshmen*



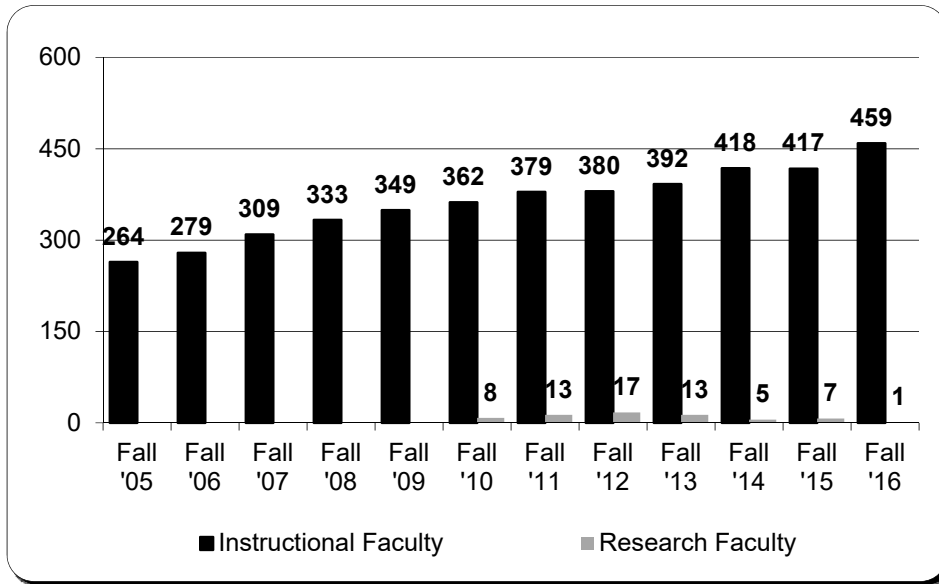
Source: As reported to IPEDS, Fall Enrollment Survey

## *Six-Year Graduation Rate of First-time Freshmen*



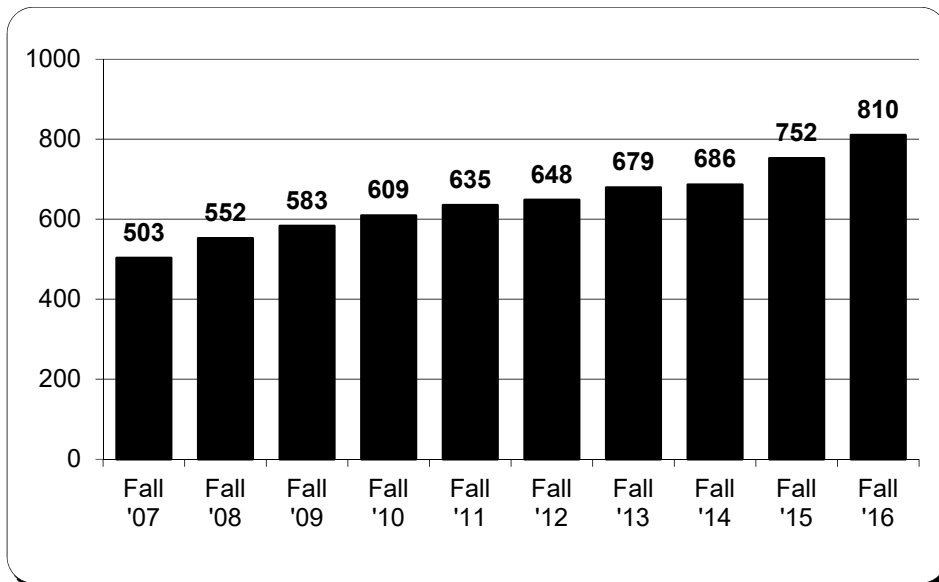
Source: As reported to IPEDS, Graduation Rate Survey

## Full-Time Faculty Headcount



Source: Office of the Chancellor

## Full-Time Staff Headcount



Source: As reported to IPEDS, Human Resources Survey.

# Student Data

## *Applicants, Admissions, and Enrollees (Domestic & International)*

<b>FALL 2016 FRESHMAN CLASS</b>			
	<b>Men</b>	<b>Women</b>	<b>Total</b>
Applicants	4724	8097	12,821
Admissions	2506	4421	6927
Enrollees	563	929	1492

*Source: Chapman's Institutional Research Office (CIRO)*

## *Mean SAT and ACT Scores and GPA of Entering Freshmen*

<b>FALL 2016 FRESHMAN CLASS</b>			
	<b>Men</b>	<b>Women</b>	<b>Overall</b>
SAT Verbal	607	598	601
SAT Math	619	596	604
SAT Composite (1600 scale)	1225	1194	1205
SAT Writing	605	610	608
SAT Composite (2400 scale)	1830	1804	1814
% Submitting SAT scores	60	62	61
ACT English	28	28	28
ACT Math	27	26	27
ACT Composite	28	27	27
% submitting ACT scores	60	59	59
High School GPA	3.60	3.77	3.71

*Source: Chapman's Institutional Research Office (CIRO)*

# ENROLLMENT

## *Total Headcount Enrollment by Gender and Level*

	FALL 2016			
	Undergrad	Graduate	Total	% of Total
Men	2530	867	3397	39.8%
Women	3874	1259	5133	60.1%
Nonbinary/Unknown	6	6	12	0.1%
<b>Total</b>	<b>6410</b>	<b>2132</b>	<b>8542</b>	

Source: As reported to IPEDS, Fall Enrollment Survey (census Fall 2016).

Note: "Graduate" includes Doctor of Physical Therapy, LL.M., and Ph.D. students.

## *Total Headcount Enrollment by Race/Ethnicity and Level*

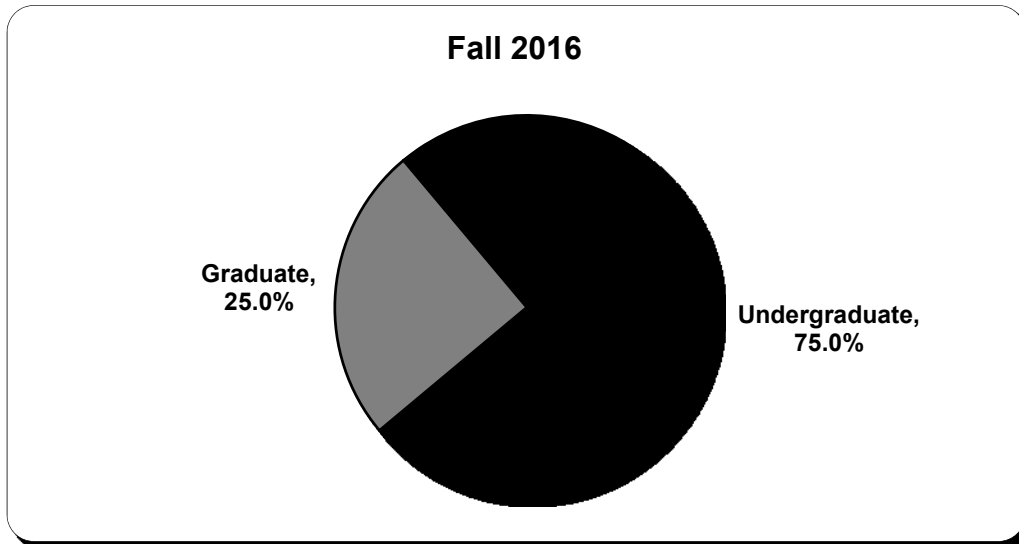
	FALL 2016			
	Undergrad	Graduate	Total	% of Total
Nonresident Alien	276	257	533	6.2%
Hispanic/Latino	929	331	1260	14.8%
American Indian/Alaska Native	15	7	22	0.3%
Asian	710	346	1056	12.4%
Black/African American	115	47	162	1.9%
Hawaiian/Pacific Islander	19	6	25	0.3%
White	3613	935	4548	53.2%
Two or More Races	431	84	515	6.0%
Race/Ethnicity unknown	302	119	421	4.9%
<b>Total</b>	<b>6410</b>	<b>2132</b>	<b>8542</b>	

Source: As reported to IPEDS, Fall Enrollment Survey (census Fall 2016).

Note: "Graduate" includes Doctor of Physical Therapy, LL.M., and Ph.D. students.

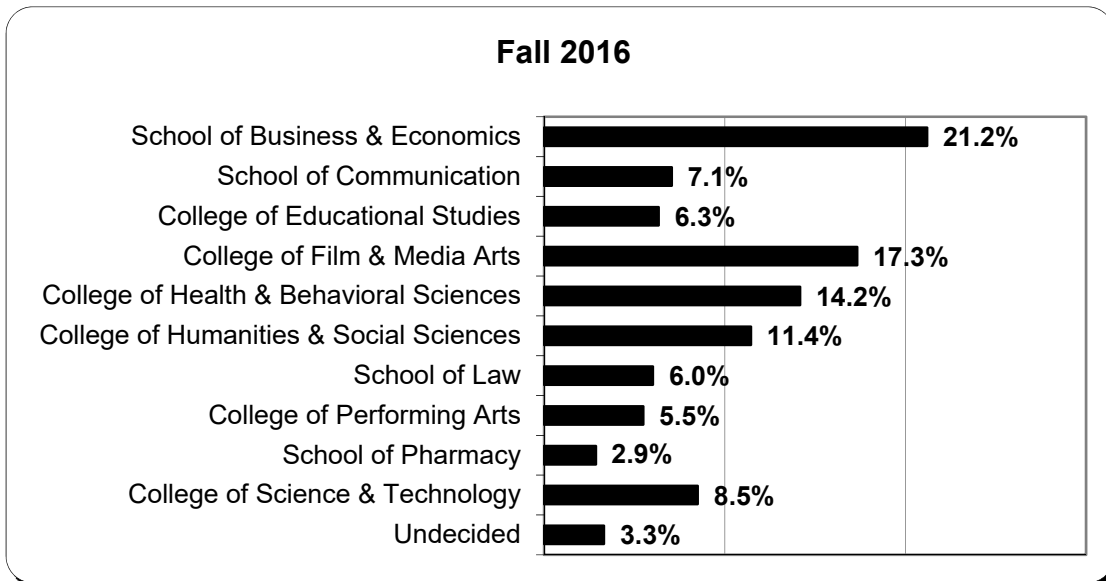


*Percent of Total Headcount Enrollment by Level*



Source: As reported to IPEDS, Fall Enrollment Survey (census Fall 2016).  
 \* "Graduate" includes Doctor of Physical Therapy, LL.M., and Ph.D. students

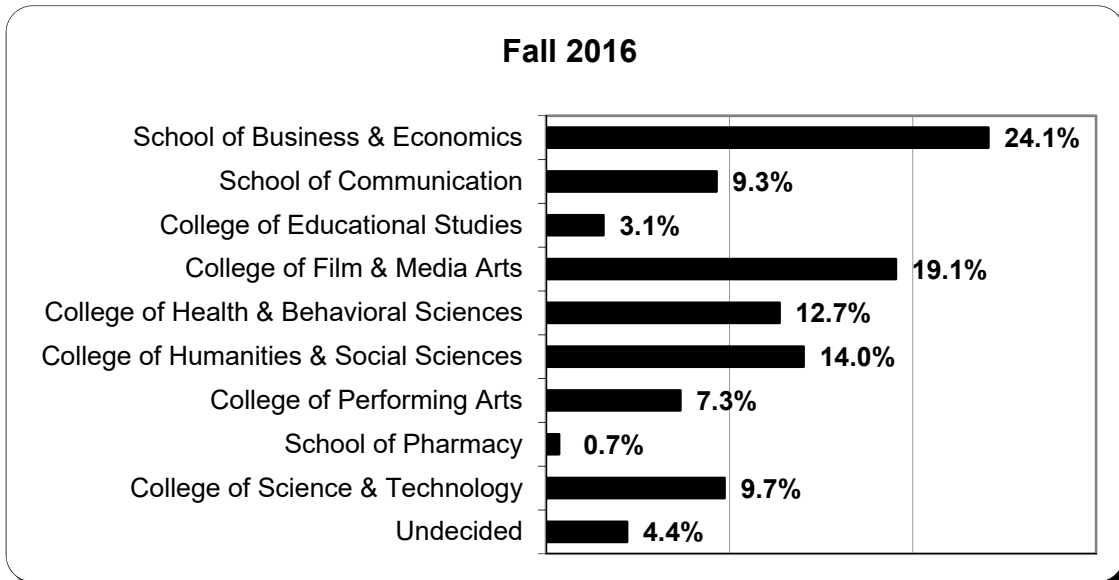
*Total Degree-Seeking Headcount Enrollment by School/College*



Source: Chapman's Institutional Research Office (census Fall 2016).

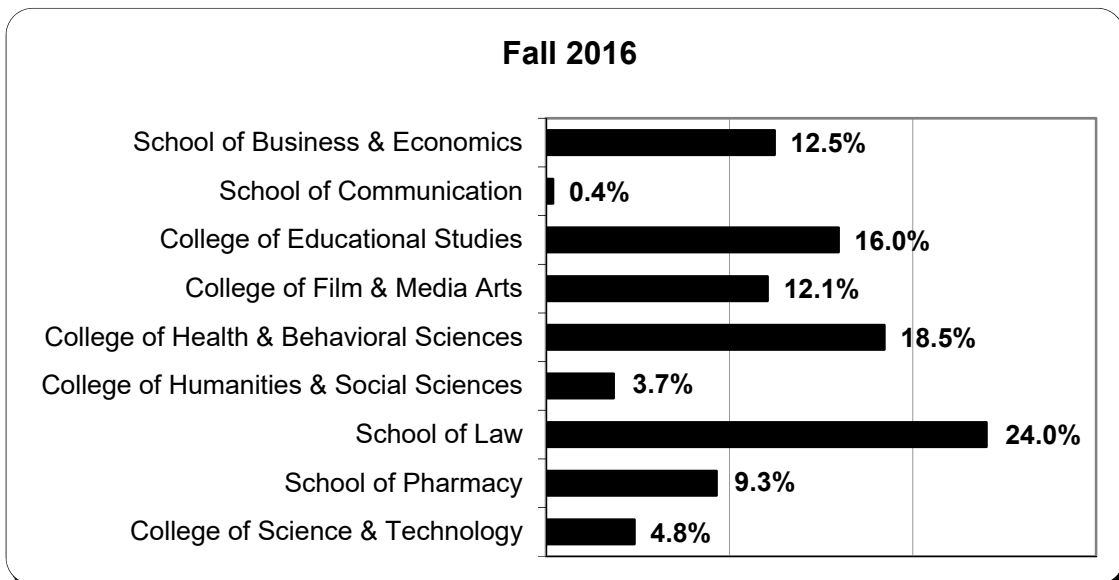
# ENROLLMENT

## *Total Degree-Seeking Undergraduate Headcount Enrollment by School/College*



*Source: Chapman's Institutional Research Office (census Fall 2016).*

## *Total Degree-Seeking Graduate Enrollment by School/College*



*Source: Chapman's Institutional Research Office (census Fall 2016).*

*Note: Table includes all masters- and doctoral-level students.*

# DEGREES AWARDED

## *Degrees Awarded by Level and School*

<b>2016-2017 Academic Year</b>			
<b>School/College</b>	<b>Undergrad</b>	<b>Graduate</b>	<b>Total</b>
<b>College of Arts, Humanities, and Social Sciences</b>	248	30	278
<b>School of Communication</b>	207	6	213
<b>School of Business &amp; Economics</b>	441	119	560
<b>College of Educational Studies</b>	46	144	190
<b>College of Film &amp; Media Arts</b>	301	82	383
<b>College of Health and Behavioral Sciences</b>	187	120	307
<b>School of Law</b>	0	166	166
<b>College of Performing Arts</b>	96	0	96
<b>School of Pharmacy</b>	0	5	5
<b>College of Science and Technology</b>	131	25	156
<b>Total</b>	<b>1657</b>	<b>697</b>	<b>2354</b>

*Source: Chapman's Institutional Research Office (CIRO)*

*Note: For double majors, counts are based on the school and department of the first/primary major.*

# DEGREES AWARDED

## *Undergraduate Degrees Awarded by Major*

2016-2017 Academic Year	
Major	Count
Accounting	55
Anth of Cult/Gend/Work	1
Art	9
Art History	5
Biochem. & Mol. Biol.	21
Biological Sciences	40
Business Administration	381
Chemistry	4
Communication Studies	91
Composition	2
Computer Info Systems	5
Computer Science	23
Creative Producing	46
Creative Writing	31
Dance	6
Dance Performance	22
Digital Arts	28
Economics	48
English	30
Env. Science & Policy	14
Film and Television	1
Film Production	70
Film Studies	13
French	11
Graphic Design	24
Health Sciences	46
History	21
Integrated Educ. Studies	48
Interactive Media	1
Italian Language/Culture	2
Italian Language/Culture	2

2016-2017 Academic Year	
Major	Count
Japanese Studies	1
Kinesiology	53
Mathematics	17
Music	3
Music Education	8
Music Performance	25
Music Therapy	1
Native American Studies	1
News and Documentary	6
Nonfiction Wr/Hist Inquiry	1
Nutritional Science	1
Organizational Leadership	1
Peace Studies	15
Philosophy	16
Physics/Computational Sci.	5
Political Science	60
Psychology	94
Public Relations/Advertising	63
Religious Studies	3
Screen Acting	6
Screenwriting	34
Socially Responsive Orgs.	1
Sociology	30
Software Engineering	4
Spanish	8
Strategic & Corporate Comm.	122
Television Broadcast Jrnlsm	32
Theatre	16
Theatre Performance	17
TV Writing/Production	19

*Source: Chapman's Institutional Research Office*

## *Graduate Degrees Awarded by Major*

<b>2016-2017 Academic Year</b>	
<b>Degree Program</b>	<b>Graduates</b>
Accounting	13
Athletic Training	7
Behavioral/Comp. Economics	5
Business Administration (MBA)	88
Counseling (School)	7
Comm. Sciences & Disorders	31
Computational/Data Science (MS)	8
Computational/Data Science (Ph.D.)	2
Creative Writing	17
Documentary Film Making	5
Doctor of Physical Therapy	57
Education (Ph.D.)	18
Educational Psychology	20
English	7
Executive MBA	13
Film & Television Producing	13
Film Production	40
Film Studies	2
Food Science	14
Hazards, Global & Env. Change	1
Health and Strategic Communication	6
International Studies	3
Leadership Development	15
Marriage and Family Therapy	25
Pharmaceutical Sciences (MS)	5
Production Design	4
School Psychology	22
Screenwriting	18
Special Education	24
Teaching	38
War and Society	3
Juris Doctor	149
LL.M. in General Law	17

*Source: Chapman's Institutional Research Office (CIRO)*

*Note: The MBA program includes students from both on-campus and international programs.*

# Faculty & Staff Data

*Full-Time Instructional Faculty by Gender*

FALL 2016		
Gender	N	% of Total
Men	270	59%
Women	189	41%
<b>Total</b>	<b>459</b>	

*Source: As reported to IPEDS, Human Resources Survey.*

*Full-Time Instructional Faculty by Race/Ethnicity*

FALL 2016		
Race/Ethnicity	N	% of Total
Nonresident Alien	13	3%
Hispanic/Latino	17	4%
American Indian/Alaska Native	0	0%
Asian	34	7%
Black/African American	9	2%
Hawaiian/Pacific Islander	0	0%
White	256	56%
Two or More Races	3	1%
Race/Ethnicity unknown	127	28%
<b>Total</b>	<b>459</b>	

*Source: As reported to IPEDS, Human Resources Survey.*

# STAFF DATA

## *Full-Time Staff by Gender and Classification*

FALL 2016		
Gender	N	% of Total
Men	342	42%
Women	468	58%
<b>Total</b>	<b>810</b>	

## *Full-Time Staff by Race/Ethnicity and Classification*

FALL 2016		
Race/Ethnicity	N	% of Total
Nonresident Alien	12	1%
Hispanic/Latino	109	13%
American Indian/Alaska Native	2	<1%
Asian	50	6%
Black/African American	16	2%
Hawaiian/Pacific Islander	12	1%
White	329	41%
Two or More Races	21	3%
Race/Ethnicity unknown	259	32%
<b>Total</b>	<b>810</b>	

*Source: As reported to IPEDS, Human Resources Survey.*