



# Chapman University

**Fact Book**

**2018 – 2019**

**All Inquiries Should Be Directed To:**

---

Chapman's Institutional Research Office (CIRO)  
One University Dr.  
Orange, CA 92866

<http://www.chapman.edu/ciro>

---

# Table of Contents

<b>University Profile</b> .....	<b>4</b>
University Officers (2018-2019).....	5
Board of Trustees.....	6
Board of Governors.....	7
President’s Cabinet .....	8
Vision Statement.....	9
Mission.....	9
History.....	9
Central Commitments .....	9
Academic Programs .....	10
Accreditation.....	14
<b>Trends and Growth</b> .....	<b>16</b>
Undergraduate Headcount Enrollment .....	17
Graduate Headcount Enrollment.....	17
Juris Doctor Headcount Enrollment.....	18
Average High School GPA of New Freshmen .....	18
Percent of New Freshmen in Top 25% of Their Graduating Class .....	19
Average SAT Score of New Freshmen.....	19
Fall-to-Fall Retention Rate of First-time Freshmen.....	20
Six-Year Graduation Rate of First-time Freshmen.....	20
Full-Time Faculty Headcount .....	21
Full-Time Staff Headcount .....	21
<b>Student Data</b> .....	<b>22</b>
New Freshman Profile .....	23
<i>Applicants, Admissions, and Enrollees (Domestic &amp; International)</i> .....	23
<i>Mean SAT and ACT Scores and GPA of Entering Freshmen</i> .....	23
Enrollment.....	24
<i>Total Headcount Enrollment by Gender and Level</i> .....	24
<i>Total Headcount Enrollment by Race/Ethnicity and Level</i> .....	24
<i>Percent of Total Headcount Enrollment by Level</i> .....	25
<i>Total Degree-Seeking Headcount Enrollment by School/College</i> .....	25
<i>Total Degree-Seeking Undergraduate Headcount Enrollment by School/College</i> ..	26
<i>Total Degree-Seeking Graduate Enrollment by School/College</i> .....	26
Degrees Awarded.....	27
<i>Degrees Awarded by Level and School</i> .....	27
<i>Undergraduate Degrees Awarded by Major</i> .....	28
<i>Graduate Degrees Awarded by Major</i> .....	29
<b>Faculty &amp; Staff Data</b> .....	<b>30</b>
<i>Full-Time Instructional Faculty by Gender</i> .....	31
<i>Full-Time Instructional Faculty by Race/Ethnicity</i> .....	31
<i>Full-Time Staff by Gender and Classification</i> .....	32
<i>Full-Time Staff by Race/Ethnicity and Classification</i> .....	32

# **A Profile of Chapman University**

***University Officers (2018-2019)*****University Presidents**

James B. Martin	1863-1875
Benjamin H. Smith	1875-1878
Allen M. Elston	1878-1892
Henry D. McAneney	1892-1895, 1904-1912
Arthur C. Braden	1922-1929
Cecil F. Cheverton	1929-1941
George N. Reeves	1942-1956
J.E. Wilkinson (Acting)	1956-1957
John L. Davis	1957-1971
Donald C. Kleckner	1971-1975
Davis Chamberlin (Acting)	1976-1977
G.T. Smith	1977-1988
James L. Doti (Acting)	1988-1989
Allen E. Koenig	1989-1991
James L. Doti	1991-2016
Daniele C. Struppa	2016-present

**Administration**

Dr. Daniele C. Struppa, President  
 Dr. Glenn Pfeiffer, Provost and Executive Vice President for Academic Affairs  
 Mr. Gary Brahm, Chancellor, Brandman University  
 Mr. Harold W. Hewitt, Jr., Executive Vice President and Chief Operating Officer  
 Dr. Sheryl A. Bourgeois, Executive Vice President for University Advancement  
 Mr. Kris Eric Olsen, Vice President of Campus Planning and Operations  
 Mr. Joseph Slowensky, Vice Provost of Institutional Effectiveness and Faculty Affairs  
 Dr. Nina LeNoir, Vice Provost for Undergraduate Education  
 Dr. Richard Redding, Vice Provost for Graduate Education  
 Dr. Thomas Piechota, Vice President for Research  
 Dr. Jerry Price, Vice President for Student Affairs and Dean of Students  
 Dr. Kenneth Murphy, Associate Provost for Academic Administration  
 Mr. Michael Pelly, Vice President and Dean for Enrollment Management  
 Ms. Charlene Baldwin, Dean of the Leatherby Libraries  
 Dr. William D. Hall, Dean and Artistic Director of the Musco Center for the Arts  
 Dr. Gail Stearns, Dean of the Wallace All Faiths Chapel  
 Mr. Terry Boesel, Director of Athletics  
 Ms. Becky Campos, Vice President of Human Resources  
 Mr. Behzad Binesh, Vice President of Finance and Controller  
 Dr. Janine P. DuMontelle, Vice President of Legal Affairs and General Counsel  
 Ms. Helen Norris, Vice President and Chief Information Officer  
 Mr. Jamie Ceman, Vice President of Strategic Marketing and Communications

**Academic Deans**

Dr. Thomas Turk, Interim Dean, George L. Argyros School of Business and Economics  
 Dr. Margaret Grogan, Dean, College of Educational Studies

Mr. Robert Bassett, Dean, Lawrence & Kristina Dodge College of Film and Media Arts  
Dr. Janeen Hill, Dean, Crean College of Health and Behavioral Sciences  
Dr. Patrick Fuery, Dean, Wilkinson College of Arts, Humanities, and Social Sciences  
Dr. Matthew J. Parlow, Dean, Dale E. Fowler School of Law  
Dr. Giulio Ongaro, College of Performing Arts  
Dr. Ronald P. Jordan, Dean, School of Pharmacy  
Dr. Andrew Lyon, Dean, Schmid College of Science and Technology

## *Board of Trustees*

### **Officers**

Wylie Aitken, Chair  
Joann Leatherby, Vice Chair  
Zeinab H. Dabbah (JD '12), Vice Chair  
Parker Kennedy, Vice Chair  
James Mazzo, Vice Chair  
Scott Chapman, Secretary  
Zelma M. Allred, Assistant Secretary

### **Members**

Guy Abramo	William K. Hood
Rick Afable	Andrew Horowitz
Lisa Argyros '07	Mark Chapin Johnson '05
Donna Ford Attallah '61	Jennifer L. Keller
Raj S. Bhathal	Thomas E. Malloy
James P. Burra	Sebastian Paul Musco
Michael J. Carver	Richard Muth (MBA '81)
Phillip H. Case	James J. Peterson
Akin Ceylan	Harry S. Rinker
Irving M. Chase	James B. Roszak
Hazem H. Chehabi	The Honorable Loretta Sanchez '82
Jerome W. Cwiertnia	Mohindar S. Sandhu
Dale E. Fowler '58	Ronald M. Simon
Barry Goldfarb	Ronald E. Soderling
Stan Harrelson	Karen R. Wilkinson '69
Gavin S. Herbert, Jr.	David Wilson
Mark Hilbert	

### **Emeritus Chairs**

The Honorable George L. Argyros '59	David Janes
Doy B. Henley	Donald E. Sodaro

**Emeritus Trustees**

Richard Berteau

Lynn Hirsch Booth

Arlene R. Craig

J. Ben Crowell

Robert A. Elliott

David C. Henley

Roger C. Hobbs

Randall R. McCardle '58 (MA '66)

Cecilia Presley

Barry Rodgers

Richard R. Schmid

R. David Threshie

**Ex Officio Trustees**

Connie Benson '93

Reverend LaTaunya Bynum '76

Reverend Don Dewey

Barbara Eidson

Nancy Fleeman '86

Reverend Dayna Kinkade

Melinda Masson

Daniele C. Struppa

Reverend Felix Villanueva

***Board of Governors*****Officers**

Melinda Masson, Chair

Michael Penn (JD '04), Executive Vice Chair

Paul A. Cook, Vice Chair

Rebecca Hall '96, Secretary

**Members**

George Adams, Jr.

Marilyn Alexander

Bob Barry

James E. Blalock (JD '09)

Deborah Bridges

Brenda Carver

Eva Chen

Ronn C. Cornelius

Robin Follman-Otta

Kathleen M. Gardarian

Judith A. Garfi-Partridge

Steve Greinke

Galen Grillo (EMBA '13)

Sinan Kanatsiz '97 (MA '00)

Elim Kay '09

Casey Kasprzyk '01

Dustin Kemmerer

Scott A. Kisting

Dennis Kuhl

Samuel Mirejovsky (JD '11)

John Sanders

James F. Wilson

**Ex-Officio Governors**

Sheryl A. Bourgeois

Daniele C. Struppa

## **Governors Emeriti**

Marta S. Bhathal  
Kathleen A. Bronstein  
Gary E. Liebl  
Jean H. Macino  
Richard D. Marconi  
Jerrel T. Richards  
Douglas e. Willits '72

## ***President's Cabinet***

George Argyros, Jr. '89, (JD '01)  
Stephen J. Cloobek  
Alex Hayden '95  
Gavin S. Herbert  
Doug Ingram  
Steeve Kay  
Joe E. Kiani  
Susan Samueli  
Christine Sisley  
Ralph Stern  
David Stone  
Ken Tokita  
Alan L. True  
Emily Crean Vogler



## *Vision Statement*

Chapman University will be a student-centered institution, recognized nationally and internationally as a center of academic and personal excellence that prepares our students to contribute to global society.

## *Mission*

The mission of Chapman University is to provide personalized education of distinction that leads to inquiring, ethical, and productive lives as global citizens.

## *History*

Chapman University traces its roots back more than a century and a half to Hesperian College, which opened on the same day that Abraham Lincoln was inaugurated as the sixteenth U.S. president in 1861. Hesperian and several other institutions later merged with California Christian College in Los Angeles. In 1934 the institution was renamed in recognition of its most generous benefactor, C.C. Chapman, successful real estate investor, church leader, politician, and citrus grower. Chapman College moved to the city of Orange in 1954. In September of 1991 the college became Chapman University, further strengthening its commitment to international education and an innovative undergraduate curriculum and graduate programs.

## *Central Commitments*

The mission of Chapman University finds expression through the following central commitments:

- Create stimulating learning environments for a diverse population.
- Recruit and retain an outstanding faculty that cherishes teaching, research, and creative activity as primary professional commitments and that strives to build a creative intellectual community in which the inquiring life is exemplified by a shared commitment among students and faculty to the pursuit of knowledge.
- Offer curricula that integrate liberal arts and professional learning in order to foster independent and critical thinking, effective communication, and an international perspective.
- Create learning, living, and working environments that foster diversity, multiple perspectives, and the free exchange of ideas.
- Affirm our openness to diverse religious, spiritual, political, and ethical traditions.
- Encourage the linkage between a life of learning and service and vital interaction of the University with our wider communities.
- Devote resources in a fiscally responsible manner to support outstanding teaching, scholarship, and learning and develop facilities that enhance the living and learning environments.

## *Academic Programs*

### **Wilkinson College of Arts, Humanities, and Social Sciences**

#### *Department of Art*

- B.A. in Art History
- B.F.A. in Art
- B.F.A. in Graphic Design

#### *Department of English and Comparative Literature*

- B.A. in English
- B.F.A. in Creative Writing
- 4+1 Undergraduate / M.A. in English
- M.A. in English
- M.F.A. in Creative Writing
- Dual Degree Program: M.A. in English / M.F.A. in Creative Writing

#### *Department of History*

- B.A. in History
- M.A. in War and Society
- 4+1 Undergraduate / M.A. in English

#### *International Studies Program*

- M.A. in International Studies
- 4+1 B.A. / M.A. in International Studies

#### *Department of World Languages and Cultures*

- B.A. in French
- B.A. in Global Communication and World Languages
- B.A. in Spanish

#### *Peace Studies Program*

- B.A. in Peace Studies

#### *Department of Philosophy*

- B.A. in Philosophy

#### *Department of Political Science*

- B.A. in Political Science

#### *Department of Religious Studies*

- B.A. in Religious Studies

#### *Department of Sociology*

- B.A. in Sociology

### **George L. Argyros School of Business and Economics**

- Certificate in Applied Statistical Analysis
- B.A. in Economics

B.S. in Accounting  
 B.S. in Business Administration  
 Integrated Five Year Undergraduate / M.B.A.  
 Integrated Five Year Undergraduate / M.S. Accounting  
 Integrated Five Year Undergraduate / M.S. Economic Systems Design  
 Executive M.B.A.  
 M.B.A. (Full-time)  
 M.B.A. (Professional)  
 M.B.A. in Prague  
 M.S. Accounting  
 M.S. Economic Systems Design  
 Joint Juris Doctor / M.B.A. (with the Fowler School of Law)  
 Joint M.B.A. / M.F.A. in Film and Television Producing (with Dodge College)  
 Joint M.B.A. / M.S. in Food Science (with Schmid College)

## **School of Communication**

B.A. in Communication Studies  
 B.A. in Global Communication and World Languages  
 B.A. in Strategic and Corporate Communication  
 4+1 Undergraduate / M.S. in Health and Strategic Communication  
 M.S. in Health and Strategic Communication

## **College of Educational Studies**

B.A. in Integrated Educational Studies  
 Integrated Five Year Undergraduate / M.A. in Curriculum and Instruction  
 4+1 Undergraduate / M.A. in Leadership Development  
 Ed.S. in School Psychology / M.A. in Educational Psychology  
 M.A. in Counseling  
 M.A. in Leadership Development  
 M.A. in Special Education  
 M.A. in Teaching  
 Ph.D. in Education  
 Multiple Subject Credential  
 Multiple Subjects Credential with Spanish English / Bilingual Emphasis Option  
 Professional Clear Credential  
 Pupil Personnel Services Credential in School Counseling  
 Pupil Personnel Services Credential in School Psychology  
 Single Subject Credential  
 Special Education Credential Preliminary Mild/Moderate  
 Special Education Credential Preliminary Moderate/Severe

# UNIVERSITY PROFILE

## **Lawrence and Kristina Dodge College of Film and Media Arts**

B.A. in Film Studies  
B.A. in Public Relations and Advertising  
B.F.A. in Animation and Visual Effects  
B.F.A. in Broadcast Journalism and Documentary  
B.F.A. in Creative Producing  
B.F.A. in Film Production  
B.F.A. in Screen Acting (joint program with the College of Performing Arts)  
B.F.A. in Screenwriting  
B.F.A. in Television Writing and Production  
Integrated Undergraduate / M.A. Film Studies Program  
M.A. in Film Studies  
M.F.A. in Documentary Filmmaking  
M.F.A. in Film and Television Producing  
M.F.A. in Film Production  
M.F.A. in Production Design  
M.F.A. in Screenwriting  
M.F.A. in Television Writing and Producing  
M.B.A. / M.F.A. in Film and Television Producing (with the Argyros School)  
Juris Doctor / M.F.A. in Film and Television Producing (with the School of Law)

## **Crean College of Health and Behavioral Sciences**

B.A. in Psychology  
B.S. in Health Sciences  
B.S. in Kinesiology  
Pre-Health Post-Baccalaureate Program  
B.S. in Health Science to Doctor of Physical Therapy  
B.S. in Health Science to M.M.S in Physician Assistant Studies  
B.S. in Health Science to M.S. in Food Science  
B.S. in Health Science to M.S. in Health and Strategic Communication  
Doctor of Physical Therapy (DPT)  
Transitional Doctor of Physical Therapy (DPT)  
M.A. in Marriage and Family Therapy  
M.M.S. in Physician Assistant Studies  
M.S. in Communication Sciences and Disorders  
Speech Language Pathology Services Credential

## **Fowler School of Law**

Juris Doctor  
Juris Doctor / M.B.A. (with the Argyros School)  
Juris Doctor / M.F.A. in Film and Television Producing (with Dodge College)  
LL.M. (General)  
LL.M. in Taxation

**College of Performing Arts***Department of Dance*

B.A. in Dance

B.F.A. in Dance Performance

*Hall-Musco Conservatory of Music*

B.A. in Music

B.M. in Composition

B.M. in Performance

B.M. (Pre-Certification, Music Education)

M.M. in Keyboard Collaborative Arts

*Department of Theatre*

B.A. in Theatre

B.F.A. in Screen Acting (joint program with Dodge College)

B.F.A. in Theatre Performance

**School of Pharmacy**

Pharmacy Freshman Early Assurance Program (FEAP)

4+1 B.S. / M.S. in Pharmaceutical Sciences

M.S. in Pharmaceutical Sciences

Doctor of Pharmacy (Pharm.D.)

Ph.D. in Pharmaceutical Sciences

**Schmid College of Science and Technology**

B.S. in Biochemistry and Molecular Biology

B.S. in Biological Sciences

B.S. in Chemistry

B.S. in Computer Science

B.S. in Data Analytics

B.S. in Environmental Science and Policy

B.S. in Mathematics

B.S. in Physics

B.S. in Software Engineering

Chapman/UC Irvine Joint Degree Program in Engineering

Integrated Undergraduate / M.S. in Computational and Data Sciences

Integrated Undergraduate / M.S. in Behavioral and Computational Economics

Integrated Undergraduate / M.S. in Food Science

M.S. in Computational and Data Sciences

M.S. in Food Science

Ph.D. in Computational and Data Sciences

Joint M.B.A. / M.S. in Food Science (with the Argyros School)

## *Accreditation*

### **Regional Accrediting Body**

Chapman University is accredited by the Western Association of Schools and Colleges (WASC), Accrediting Commission for Senior Colleges and Universities.

### **Professionally-Accredited Programs**

The programs of the George L. Argyros School of Business and Economics are accredited by The Association to Advance Collegiate Schools of Business (AACSB).

The programs of the School of Pharmacy are accredited by the Accreditation Council for Pharmacy Education (ACPE). [candidate status]

The Physicians Assistant program is accredited by the Accreditation Review Commission on Education for the Physician Assistant (ARCEPA). [provisional status]

The teacher training and credential programs of the College of Educational Studies are approved by the California Commission on Teacher Credentialing (CTC) and the Council for the Accreditation of Education Preparation (CAEP).

The School Psychology program is accredited by the National Association of School Psychologists (NASP) and the International School Psychology Association (ISPA).

The Communication Sciences and Disorders program is accredited by the Council on Academic Accreditation in Audiology Speech-Language Pathology of the American Speech-Language-Hearing Association (ASHA) and approved by the California Commission on Teacher Credentialing (CTC).

The Athletic Training Education program is accredited by the Commission on Accreditation of Athletic Training Education (CAATE).

The programs of the School of Law are accredited by the American Bar Association (ABA).

The Doctor of Physical Therapy program is accredited by the Commission on Accreditation in Physical Therapy Education (CAPTE).

The Marriage and Family Therapy Program is accredited by the Commission on Accreditation for Marriage and Family Therapy (COAMFTE).

The programs of the Hall-Musco Conservatory of Music are accredited by the National Association of Schools of Music (NASM).

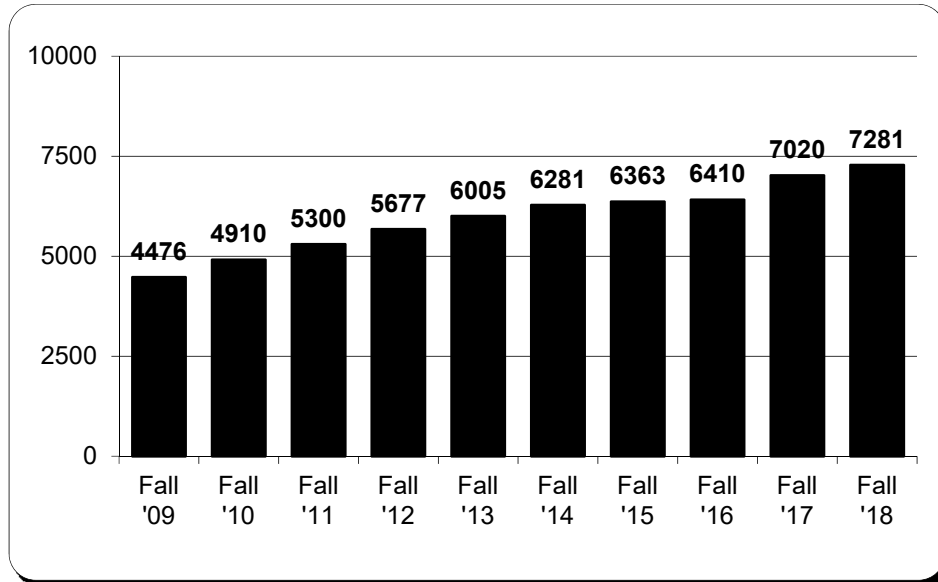
The programs of the Department of Dance are accredited by the National Association of Schools of Dance (NASD).

The programs of the Department of Theatre are accredited by the National Association of Schools of Theatre (NAST).

# **Trends And Growth**

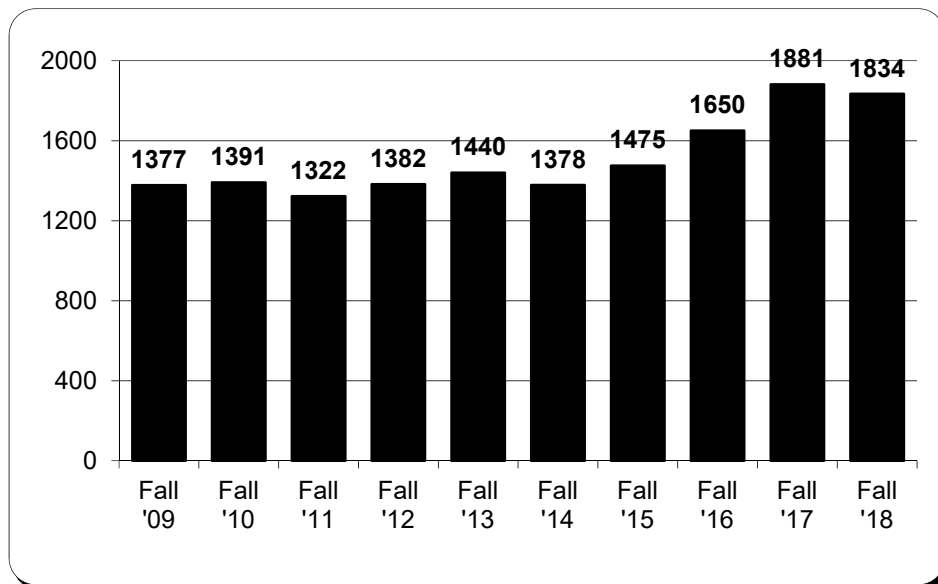


## *Undergraduate Headcount Enrollment*



Source: Chapman's Institutional Research Office (CIRO)

## *Graduate Headcount Enrollment*

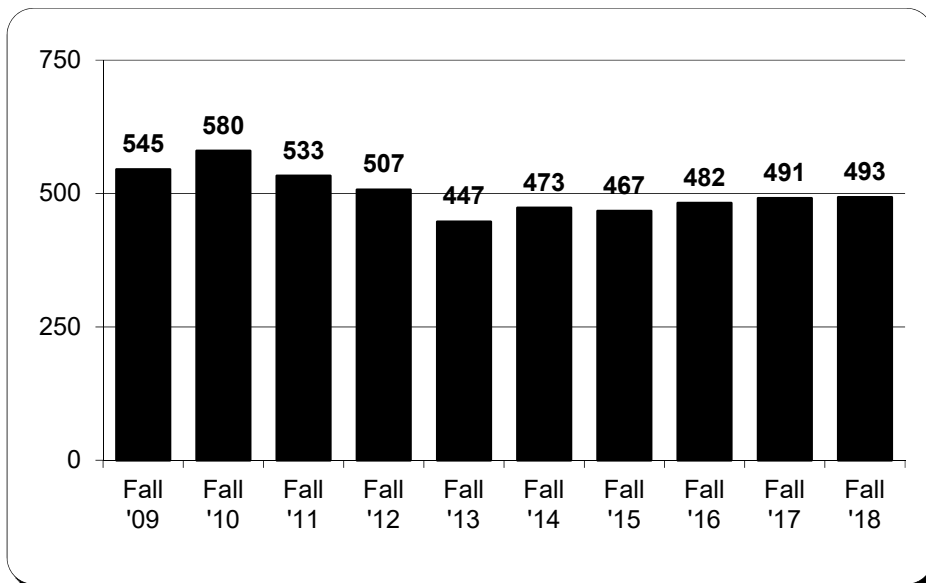


Source: Chapman's Institutional Research Office (CIRO)

Note: Beginning Fall 2005 the L.L.M. program is included in the graduate headcount. In prior years it was included in the first-professional (Juris Doctor) headcount.

# TRENDS & GROWTH

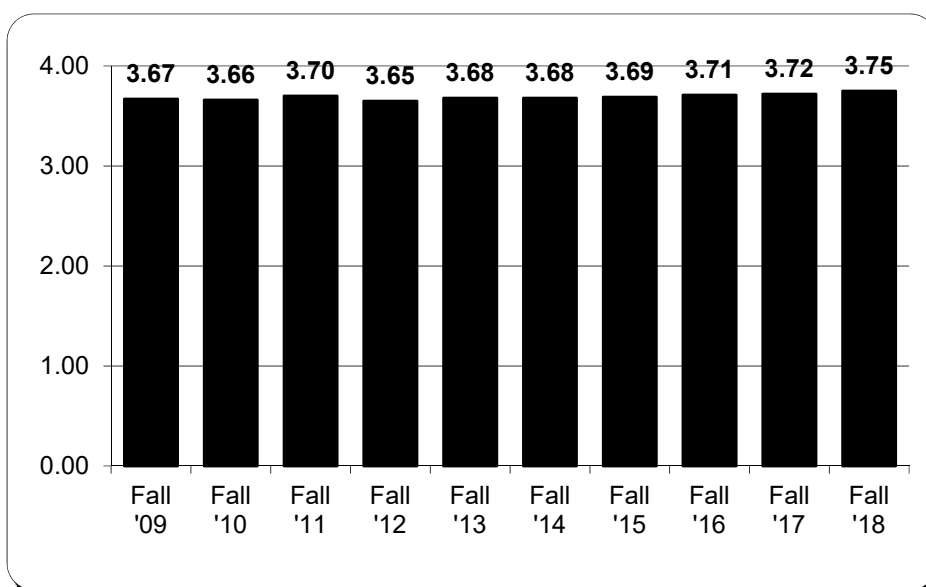
## *Juris Doctor Headcount Enrollment*



Source: As reported to IPEDS, Fall Enrollment Survey.

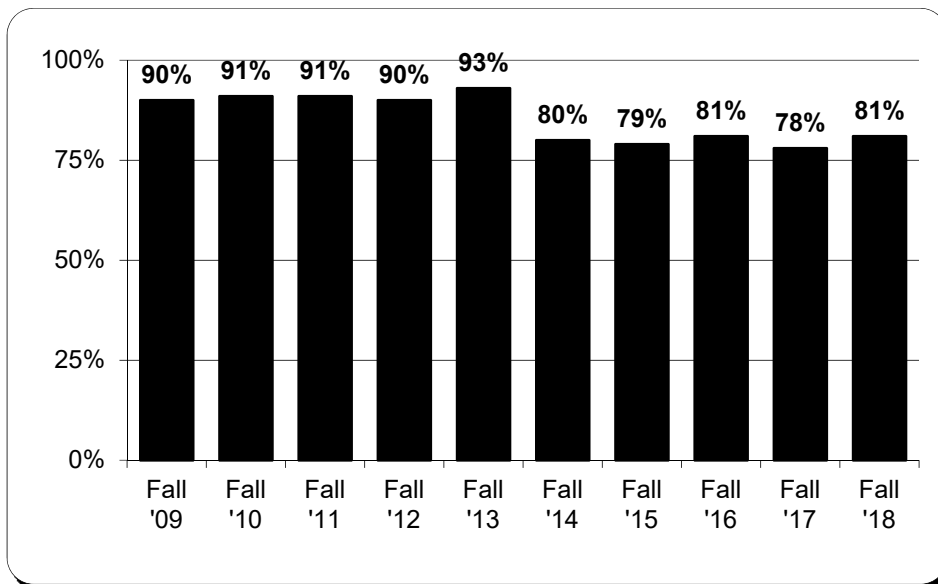
Note: Beginning Fall 2005 the LL.M. program is included in the graduate headcount. In prior years it was included in the first-professional (Juris Doctor) headcount.

## *Average High School GPA of New Freshmen*



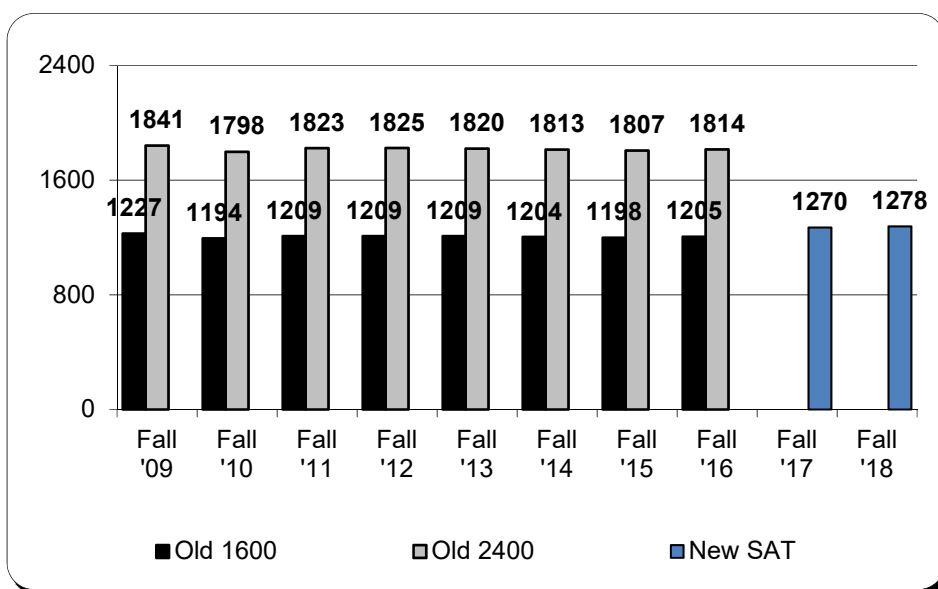
Source: Chapman's Institutional Research Office (CIRO)

*Percent of New Freshmen in Top 25% of Their Graduating Class*



Source: Chapman's Institutional Research Office (CIRO)  
 Note: More complete data became available beginning Fall '14.

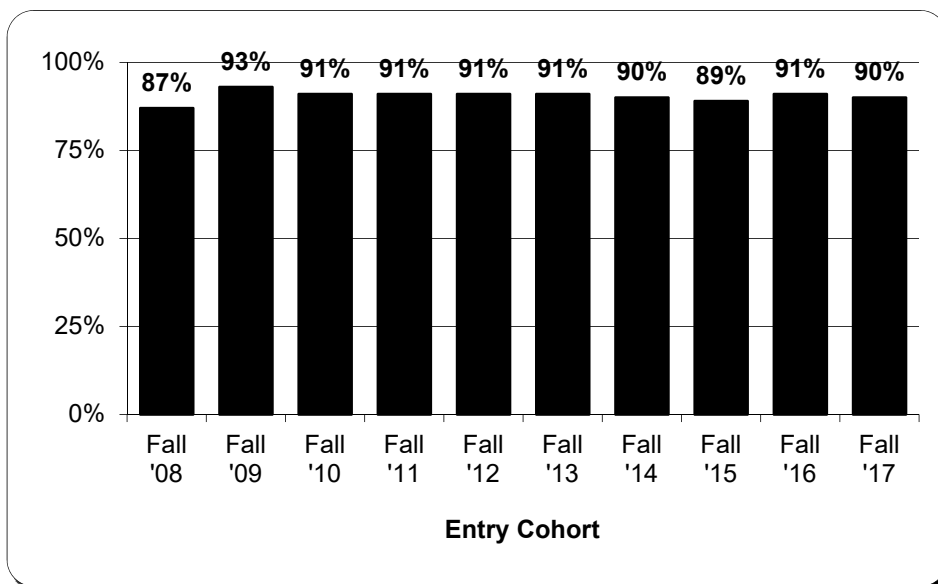
*Average SAT Score of New Freshmen*



Source: Chapman's Institutional Research Office (CIRO)  
 Note: The method of calculation changed beginning Fall '10

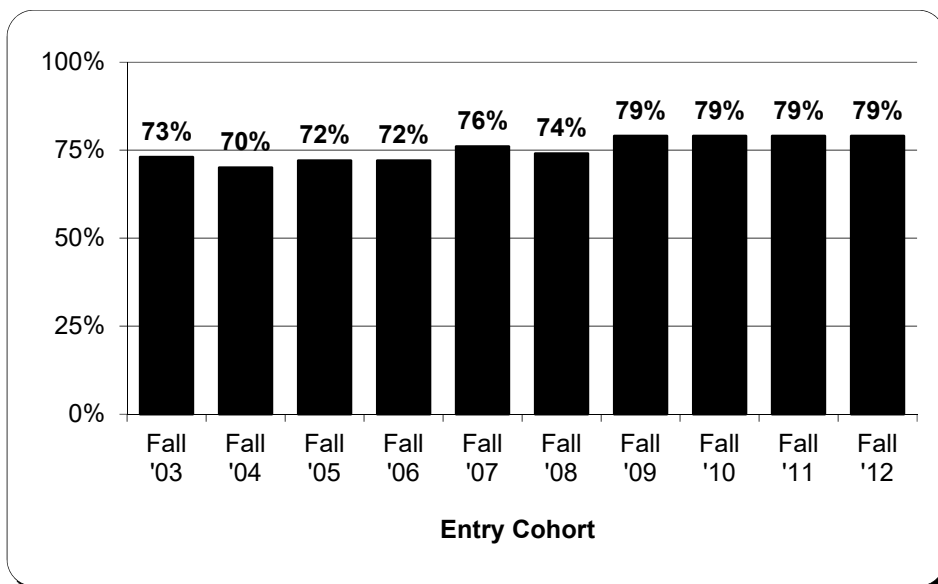
# TRENDS & GROWTH

## *Fall-to-Fall Retention Rate of First-time Freshmen*



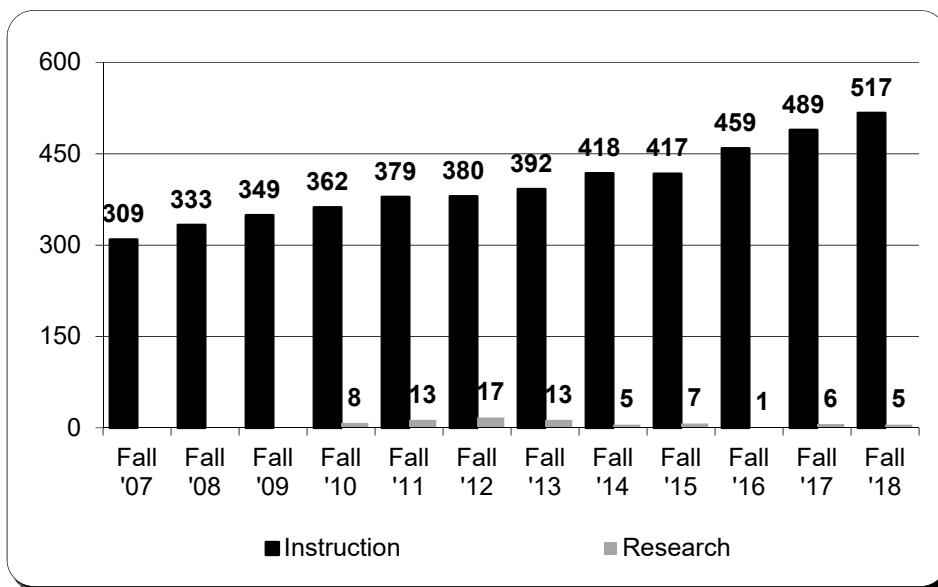
Source: As reported to IPEDS, Fall Enrollment Survey

## *Six-Year Graduation Rate of First-time Freshmen*



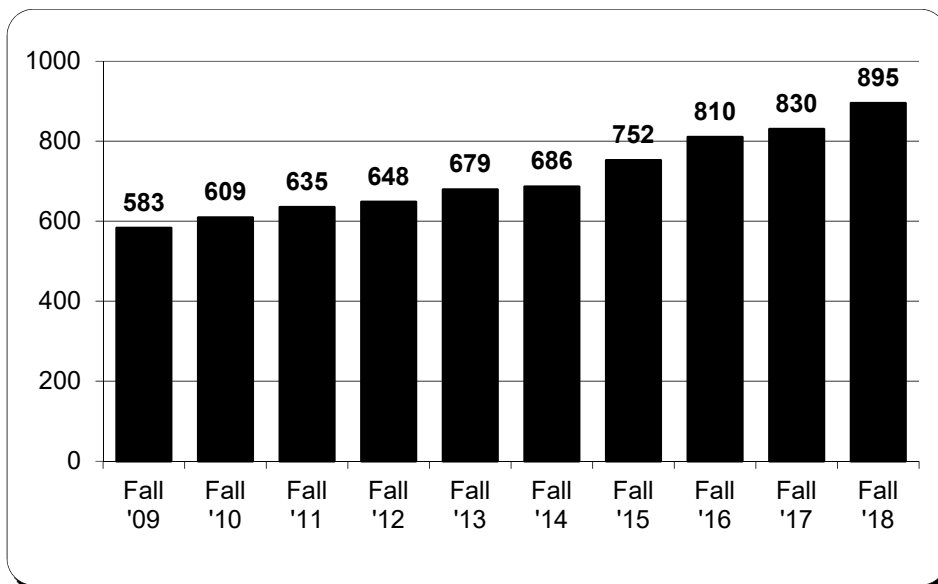
Source: As reported to IPEDS, Graduation Rate Survey

*Full-Time Faculty Headcount*



Source: Office of the Chancellor

*Full-Time Staff Headcount*



Source: As reported to IPEDS, Human Resources Survey.

# Student Data

## *Applicants, Admissions, and Enrollees (Domestic & International)*

<b>FALL 2018 FRESHMAN CLASS</b>			
	<b>Men</b>	<b>Women</b>	<b>Total</b>
Applicants	5556	8642	14,198
Admissions	2832	4773	7605
Enrollees	616	1044	1660

*Source: Chapman's Institutional Research Office (CIRO)*

## *Mean SAT and ACT Scores and GPA of Entering Freshmen*

	<b>FALL 2018 FRESHMAN CLASS</b>		
	<b>Men</b>	<b>Women</b>	<b>Overall</b>
SAT Evidence-Based Reading and Writing	637	639	640
SAT Math	656	630	638
% Submitting SAT scores	72	67	69
ACT English	29	30	29.4
ACT Math	28	26	26.6
ACT Composite	28	28	27.9
% submitting ACT scores	38	48	44
High School GPA	3.65	3.81	3.75

*Source: Chapman's Institutional Research Office (CIRO)*

# ENROLLMENT

## *Total Headcount Enrollment by Gender and Level*

	FALL 2018			
	Undergrad	Graduate	Total	% of Total
Men	2871	931	3802	39.6%
Women	4405	1394	5799	60.4%
Nonbinary/Unknown	5	2	7	0.1%
<b>Total</b>	<b>7281</b>	<b>2327</b>	<b>9608</b>	

Source: As reported to IPEDS, Fall Enrollment Survey (census Fall 2018).

Note: "Graduate" includes Doctor of Physical Therapy, LL.M., and Ph.D. students.

## *Total Headcount Enrollment by Race/Ethnicity and Level*

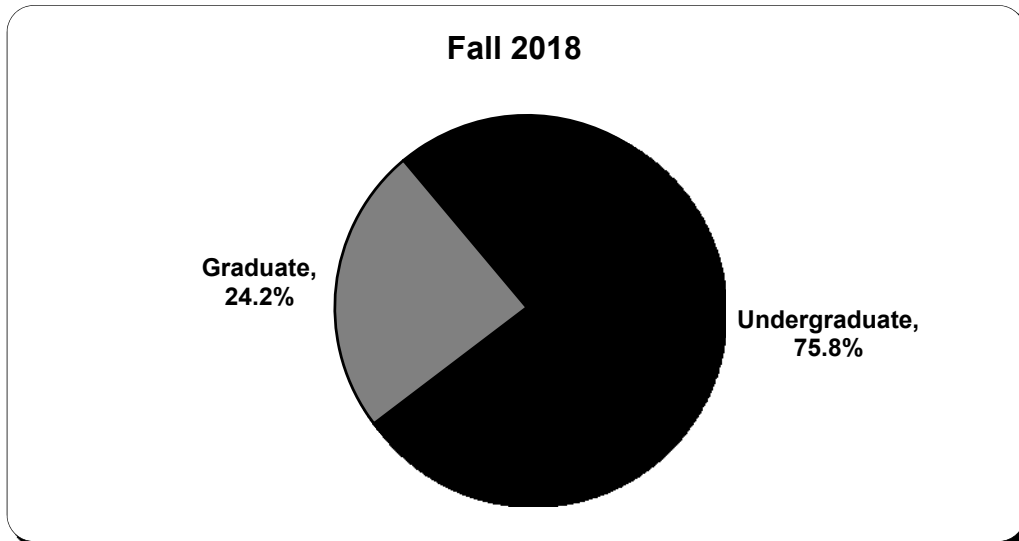
	FALL 2018			
	Undergrad	Graduate	Total	% of Total
Nonresident Alien	279	284	563	5.9%
Hispanic/Latino	1108	383	1491	15.5%
American Indian/Alaska Native	12	3	15	0.2%
Asian	920	486	1406	14.6%
Black/African American	122	58	180	1.9%
Hawaiian/Pacific Islander	22	1	23	0.2%
White	3719	887	4606	47.9%
Two or More Races	512	130	642	6.7%
Race/Ethnicity unknown	587	95	682	7.1%
<b>Total</b>	<b>7281</b>	<b>2327</b>	<b>9608</b>	

Source: As reported to IPEDS, Fall Enrollment Survey (census Fall 2018).

Note: "Graduate" includes Doctor of Physical Therapy, LL.M., and Ph.D. students.

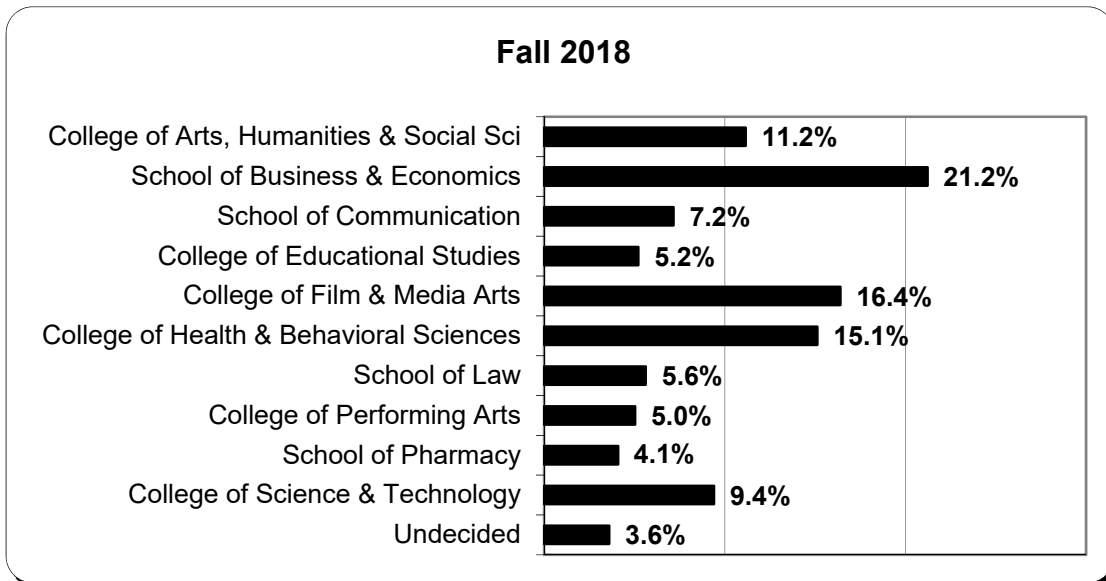


*Percent of Total Headcount Enrollment by Level*



*Source: As reported to IPEDS, Fall Enrollment Survey (census Fall 2018).  
\* "Graduate" includes Doctor of Physical Therapy, LL.M., and Ph.D. students*

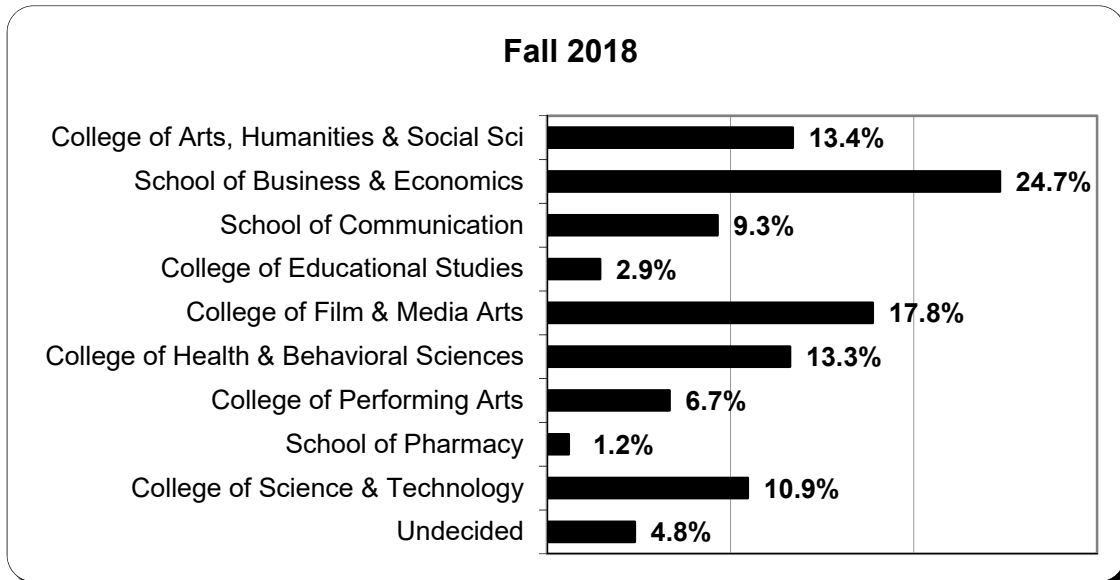
*Total Degree-Seeking Headcount Enrollment by School/College*



*Source: Chapman's Institutional Research Office (census Fall 2018).*


# ENROLLMENT

## *Total Degree-Seeking Undergraduate Headcount Enrollment by School/College*



*Source: Chapman's Institutional Research Office (census Fall 2018).*

## *Total Degree-Seeking Graduate Enrollment by School/College*



*Source: Chapman's Institutional Research Office (census Fall 2018).*

*Note: Table includes all masters- and doctoral-level students.*

# DEGREES AWARDED

## *Degrees Awarded by Level and School*

<b>2018-2019 Academic Year</b>			
<b>School/College</b>	<b>Undergrad</b>	<b>Graduate</b>	<b>Total</b>
<b>College of Arts, Humanities, and Social Sciences</b>	243	32	275
<b>School of Communication</b>	151	6	157
<b>School of Business &amp; Economics</b>	440	127	567
<b>College of Educational Studies</b>	60	164	224
<b>College of Film &amp; Media Arts</b>	338	100	438
<b>College of Health and Behavioral Sciences</b>	202	195	397
<b>School of Law</b>	0	188	188
<b>College of Performing Arts</b>	98	0	98
<b>School of Pharmacy</b>	0	89	89
<b>College of Science and Technology</b>	139	52	191
<b>Total</b>	<b>1621</b>	<b>953</b>	<b>2574</b>

*Source: Chapman's Institutional Research Office (CIRO)*

*Note: In cases in which a student completed majors in multiple schools, the degree is counted in both. The sum of colleges may be greater than the unique count of degrees.*

# DEGREES AWARDED

## *Undergraduate Degrees Awarded by Major*

2018-2019 Academic Year	
Major	Count
Accounting	53
Anthropology	1
Art	10
Art History	3
Biochem. & Mol. Biol.	12
Biological Sciences	43
Broadst Journ. & Documentary	3
Business Administration	376
Cert. in Applied Stat. Analysis	16
Chemistry	6
Cognitive Neuroscience	1
Communication Studies	69
Composition	1
Computer Info Systems	10
Computer Science	31
Creative Producing	35
Creative Writing	27
Criminal Justice	1
Dance	16
Dance Performance	16
Data Analytics	3
Digital Arts	25
Economics	37
English	29
Env. Science & Policy	13
Film Production	73
Film Studies	17
French	6
German	1
Graphic Design	17

2018-2019 Academic Year	
Major	Count
Hlth Sci: Pediatric Healthcare	1
Health Sciences	74
History	9
Integrated Educ. Studies	60
Interactive Media Des./Prod.	1
Kinesiology	27
Mathematics	13
Music	5
Music Education	5
Music Performance	21
News and Documentary	23
Peace Studies	13
Philosophy	17
Physics	1
Physics/Computational Sci.	1
Political Science	76
Psychology	99
Public Relations/Advertising	68
Religious Studies	5
Screen Acting	14
Screenwriting	54
Sociology	31
Software Engineering	8
Spanish	10
Sports Media	1
Strategic & Corporate Comm.	82
Television Writing & Production	41
Theatre	12
Theatre Performance	10

Source: Chapman's Institutional Research Office

## *Graduate Degrees Awarded by Major*

<b>2018-2019 Academic Year</b>	
<b>Degree Program</b>	<b>Graduates</b>
Accounting	13
Athletic Training	19
Behavioral/Comp. Economics	1
Business Administration (MBA)	92
Comm. Sciences & Disorders	42
Computational/Data Science (MS)	23
Computational/Data Science (Ph.D.)	5
Counseling (School)	9
Creative Writing	16
Curriculum & Instruction	13
Doctor of Pharmacy (PharmD)	70
Doctor of Physical Therapy (DPT)	89
Documentary Filmmaking	6
Education (Ph.D.)	11
Educational Psychology	17
English	8
Executive MBA	21
Film & Television Producing	15
Film Production	48
Film Studies	6
Food Science	24
Health and Strategic Communication	6
Leadership Development	24
Marriage and Family Therapy	21
Pharmaceutical Sciences (MS)	17
Pharmaceutical Science (PhD)	2
Physician Assistant Studies	24
Production Design	5
School Psychology	19
Screenwriting	20
Special Education	16
Teaching	55
War and Society	8
Juris Doctor	171
LL.M. in General Law	17

*Source: Chapman's Institutional Research Office (CIRO)*

# Faculty & Staff Data

*Full-Time Instructional Faculty by Gender*

FALL 2018		
Gender	N	% of Total
Men	301	58%
Women	216	42%
<b>Total</b>	<b>517</b>	

*Source: As reported to IPEDS, Human Resources Survey.*

*Full-Time Instructional Faculty by Race/Ethnicity*

FALL 2018		
Race/Ethnicity	N	% of Total
Nonresident Alien	47	9%
Hispanic/Latino	20	4%
American Indian/Alaska Native	0	0%
Asian	31	6%
Black/African American	8	2%
Hawaiian/Pacific Islander	0	0%
White	252	49%
Two or More Races	1	<1%
Race/Ethnicity unknown	158	31%
<b>Total</b>	<b>517</b>	

*Source: As reported to IPEDS, Human Resources Survey.*

# STAFF DATA

## *Full-Time Staff by Gender and Classification*

FALL 2018		
Gender	N	% of Total
Men	376	42%
Women	519	58%
<b>Total</b>	<b>895</b>	

## *Full-Time Staff by Race/Ethnicity and Classification*

FALL 2018		
Race/Ethnicity	N	% of Total
Nonresident Alien	21	2%
Hispanic/Latino	111	12%
American Indian/Alaska Native	2	<1%
Asian	59	7%
Black/African American	17	2%
Hawaiian/Pacific Islander	9	1%
White	319	36%
Two or More Races	20	2%
Race/Ethnicity unknown	337	38%
<b>Total</b>	<b>895</b>	

*Source: As reported to IPEDS, Human Resources Survey.*