



Chapman University

Fact Book

2021 – 2022

All Inquiries Should Be Directed To:

Institutional Research and Decision Support (IRADS)
One University Dr.
Orange, CA 92866

<http://www.chapman.edu/irads>

Table of Contents

University Profile	5
University Officers (2021-2022).....	6
Board of Trustees.....	7
Board of Governors.....	8
President’s Cabinet	9
Vision Statement.....	10
Mission.....	10
History.....	10
Central Commitments	10
Academic Programs	11
Accreditation.....	16
Trends and Growth	18
Undergraduate Headcount Enrollment	19
Graduate Headcount Enrollment (Excludes Juris Doctor).....	19
Juris Doctor Headcount Enrollment.....	20
Average High School GPA of New First Year Students	20
Percent of New First Years in Top 25% and 10% of Their HS Graduating Class	21
Average SAT Score of New First Years.....	21
Fall-to-Fall Retention Rate of First-time First Years.....	22
Six-Year Graduation Rate of First-time First Years	22
Full-Time Faculty Headcount	23
Full-Time Staff Headcount	23
Student Data	24
New Freshman Profile	25
<i>Applicants, Admissions, and Enrollees (Domestic & International)</i>	25
<i>Mean SAT and ACT Scores and GPA of Entering Freshmen</i>	25
Enrollment.....	26
<i>Total Headcount Enrollment by Gender and Level</i>	26
<i>Total Headcount Enrollment by Race/Ethnicity and Level</i>	26
<i>Percent of Total Headcount Enrollment by Level</i>	27
<i>Total Degree-Seeking Headcount Enrollment by School/College</i>	27
<i>Total Degree-Seeking Undergraduate Headcount Enrollment by School/College</i> ..	28
<i>Total Degree-Seeking Graduate Enrollment by School/College</i>	28
Degrees Awarded.....	29
<i>Degrees Awarded by Level and School (Excluding Certificates)</i>	29
<i>Undergraduate Degrees Awarded by Major</i>	30
<i>Graduate Degrees Awarded by Major</i>	31

Faculty & Staff Data.....	32
<i>Full-Time Instructional Faculty by Gender</i>	33
<i>Full-Time Instructional Faculty by Race/Ethnicity</i>	33
<i>Full-Time Staff by Gender</i>	34
<i>Full-Time Staff by Race/Ethnicity.....</i>	34

A Profile of Chapman University

University Officers (2021-2022)

University Presidents

James B. Martin	1863-1875
Benjamin H. Smith	1875-1878
Allen M. Elston	1878-1892
Henry D. McAneney	1892-1912
Arthur C. Braden	1922-1929
Cecil F. Cheverton	1929-1941
George N. Reeves	1942-1956
J.E. Wilkinson (Acting)	1956-1957
John L. Davis	1957-1971
Donald C. Kleckner	1971-1975
Davis Chamberlin (Acting)	1976-1977
G.T. Smith	1977-1988
James L. Doti (Acting)	1988-1989
Allen E. Koenig	1989-1991
James L. Doti	1991-2016
Daniele C. Struppa	2016-present

Administration

Dr. Daniele C. Struppa, President
Dr. Norma Bouchard, Executive Vice President, Provost, and Chief Academic Officer
Mr. Gary Brahm, Chancellor, Brandman University
Mr. Harold W. Hewitt, Jr., Executive Vice President and Chief Operating Officer
Dr. Sheryl A. Bourgeois, Executive Vice President for University Advancement
Ms. Helen Norris, Vice President and Chief Information Officer
Ms. Collette Creppell, Vice President of Campus Planning and Design
Mr. Joseph Slowensky, Vice Provost of Institutional Effectiveness and Faculty Affairs
Dr. Nina LeNoir, Vice Provost for Undergraduate Education
Dr. Roxanne Greitz Miller, Vice Provost for Graduate Education
Dr. Thomas Piechota, Vice President for Research
Dr. Jerry Price, Vice President for Student Affairs and Dean of Students
Dr. Lawrence Brown, Vice Provost for Academic Administration
Mr. Michael Pelly, Vice President and Dean for Enrollment Management
Dr. Kevin Ross, Interim Dean of the Leatherby Libraries
Dr. Gail Stearns, Dean of the Wallace All Faiths Chapel
Mr. Terry Boesel, Director of Athletics
Mr. Brian K. Powell, Vice President and Chief Human Resources Officer
Mr. Behzad Binesh, Vice President of Finance and Controller
Dr. Janine P. DuMontelle, Vice President of Legal Affairs and General Counsel
Mr. Jamie Ceman, Vice President of Strategic Marketing and Communications

Academic Deans

Dr. Jennifer Keene, Dean, Wilkinson College of Arts, Humanities, and Social Sciences
Dr. Thomas Turk, Dean, George L. Argyros School of Business and Economics

Dr. Lisa Sparks, Dean, School of Communication
Dr. Roxanne Greitz Miller, Interim Dean, College of Educational Studies
Dr. Andrew Lyon, Dean, Fowler School of Engineering
Mr. Stephen Galloway, Dean, Lawrence & Kristina Dodge College of Film and Media Arts
Dr. Janeen Hill, Dean, Crean College of Health and Behavioral Sciences
Dr. Matthew J. Parlow, Dean, Dale E. Fowler School of Law
Dr. Giulio Ongaro, College of Performing Arts
Dr. Ronald P. Jordan, Dean, School of Pharmacy
Dr. Michael Ibba, Dean, Schmid College of Science and Technology

Board of Trustees

Officers

Parker Kennedy, Chair
James Mazzo, Vice Chair
Scott Chapman, Secretary

Members

Rick Afable
Marilyn Alexander
Lisa Argyros '07
Raj S. Bhathal
Gaye Birtcher
Ken Bunt '93
James P. Burra
Phillip H. Case
Akin Ceylan
Irving M. Chase
Jerome W. Cwiernia
Zeinab Dabbah (JD '12)
Dale E. Fowler '58
Jane Fujishige Yada
Emile Haddad
Gavin S. Herbert, Jr.
Larry Higby

Mark Hilbert
William K. Hood
Andrew Horowitz
Mark Chapin Johnson '05
Jennifer L. Keller
Richard Muth (MBA '81)
Harry S. Rinker
James B. Roszak
The Honorable Loretta Sanchez '82
Mohindar S. Sandhu
Ronald M. Simon
Ronald E. Soderling
The Honorable Gaddi H. Vasquez '09
George Wall
Nella Webster-O'Grady
Karen R. Wilkinson '69

Emeritus Chairs

Wylie A. Aitken
The Honorable George L. Argyros '59

Doy B. Henley
Donald E. Sodaro

UNIVERSITY PROFILE

Emeritus Trustees

Zelma M. Allred
Donna Ford Attallah '61
Richard Berteau
Lynn Hirsch Booth
Arlene R. Craig
J. Ben Crowell
Robert A. Elliott
David C. Henley

Roger C. Hobbs
Joann Leatherby
Sebastian Paul Musco
Cecilia Presley
Barry Rodgers
Richard R. Schmid
R. David Threshie

Ex Officio Trustees

Laura Barata
Connie Benson '93
Reverend LaTaunya Bynum '76
Sandy Collier
Paul Cook
Aaron Flewellen '04

Reverend Jay Hartley
Reverend Dayna Kinkade
Reverend Richie Sanchez
Daniele C. Struppa
Reverend Felix Villanueva

Board of Governors

Officers

Paul A. Cook, Chair
Michael Penn (JD '04), Executive Vice Chair
Rebecca Hall '96, Vice Chair
Robin Follman Otta, Secretary

Members

George Adams, Jr.
Bob Barry
Shari Battle
James E. Blalock (JD '09)
Bradley Comp
Galen Grillo (EMBA '13)
Cooper Hefner '15
Mark Hoover
Casey Kasprzyk '01
Dustin Kemmerer
Scott A. Kisting
Dennis Kuhl

Jared Mathis
Mark McCardle
Scott Meden
Samuel Mirejovsky (JD '11)
Carrie Nocella '99
John Sanders '70
Bicky Singh
Betty Uribe
Kelly Vlahakis-Hanks (MBA '16)
James F. Wilson
Paula Yakubik '94

Ex-Officio Governors

Sheryl A. Bourgeois
Daniele C. Struppa

Governors Emeriti

Marta S. Bhathal
Kathleen A. Bronstein
Gary E. Liebl
Jean H. Macino
Richard D. Marconi
Melinda Masson
Jerrel T. Richards
Douglas E. Willits '72

President's Cabinet

Guy Abramo
Rashanta Bledman '05
Barry Goldfarb
Alex Hayden '95
Gavin S. Herbert
Elim Kay
Steeve Kay
Joe E. Kiani
Johanna Klatten '19
Mike Mussaliem
Jim Peterson
Susan Samuelli
Christine Sisley
Ralph Stern
David Stone
Ken Tokita
Alan L. True

Vision Statement

Chapman University will be a student-centered institution, recognized nationally and internationally as a center of academic and personal excellence that prepares our students to contribute to global society.

Mission

The mission of Chapman University is to provide personalized education of distinction that leads to inquiring, ethical, and productive lives as global citizens.

History

Chapman University traces its roots back more than a century and a half to Hesperian College, which opened on the same day that Abraham Lincoln was inaugurated as the sixteenth U.S. president in 1861. Hesperian and several other institutions later merged with California Christian College in Los Angeles. In 1934 the institution was renamed in recognition of its most generous benefactor, C.C. Chapman, successful real estate investor, church leader, politician, and citrus grower. Chapman College moved to the city of Orange in 1954. In September of 1991 the college became Chapman University, further strengthening its commitment to international education and an innovative undergraduate curriculum and graduate programs.

Central Commitments

The mission of Chapman University finds expression through the following central commitments:

- Create stimulating learning environments for a diverse population.
- Recruit and retain an outstanding faculty that cherishes teaching, research, and creative activity as primary professional commitments and that strives to build a creative intellectual community in which the inquiring life is exemplified by a shared commitment among students and faculty to the pursuit of knowledge.
- Offer curricula that integrate liberal arts and professional learning in order to foster independent and critical thinking, effective communication, and an international perspective.
- Create learning, living, and working environments that foster diversity, multiple perspectives, and the free exchange of ideas.
- Affirm our openness to diverse religious, spiritual, political, and ethical traditions.
- Encourage the linkage between a life of learning and service and vital interaction of the University with our wider communities.
- Devote resources in a fiscally responsible manner to support outstanding teaching, scholarship, and learning and develop facilities that enhance the living and learning environments.

Academic Programs

Wilkinson College of Arts, Humanities, and Social Sciences

Department of Art

B.A. in Art History
B.F.A. in Art
B.F.A. in Graphic Design

Department of English and Comparative Literature

B.A. in English
B.F.A. in Creative Writing
Accelerated Undergraduate / M.A. in English
M.A. in English
M.F.A. in Creative Writing
Dual Degree Program: M.A. in English / M.F.A. in Creative Writing

Department of History

B.A. in History
Accelerated Undergraduate / M.A. in War and Society
M.A. in War and Society

International Studies Program

M.A. in International Studies
Accelerated Undergraduate / M.A. in International Studies

Department of World Languages and Cultures

B.A. in French
B.A. in Global Communication and World Languages
B.A. in Spanish

Peace Studies Program

B.A. in Peace Studies

Department of Political Science

B.A. in Political Science

Department of Religious Studies

B.A. in Religious Studies

Department of Sociology

B.A. in Sociology

George L. Argyros School of Business and Economics

Certificate in Applied Statistical Analysis
B.A. in Economics
B.S. in Accounting
B.S. in Business Administration

UNIVERSITY PROFILE

Accelerated Undergraduate / M.B.A.
Accelerated Undergraduate / M.S. Accounting
Accelerated Undergraduate / M.S. Behavioral and Computational Economics
Executive M.B.A.
M.B.A. (Full-time)
M.B.A. (Professional)
M.B.A. in Prague
M.S. Accounting
M.S. Behavioral and Computational Economics
M.S. Real Estate
Joint Juris Doctor / M.B.A. (with the Fowler School of Law)
Joint M.B.A. / M.F.A. in Film and Television Producing (with Dodge College)
Joint M.B.A. / M.S. in Food Science (with Schmid College)

School of Communication

B.A. in Communication Studies
B.A. in Global Communication and World Languages
B.A. in Strategic and Corporate Communication
Accelerated Undergraduate / M.S. in Health and Strategic Communication
M.S. in Health and Strategic Communication
Ph.D. in Communication

College of Educational Studies

B.A. in Integrated Educational Studies
Accelerated Undergraduate / M.A. in Curriculum and Instruction
Accelerated Undergraduate / M.A. in Leadership Development
Ed.S. in School Psychology / M.A. in Educational Psychology
M.A. in Counseling
M.A. in Leadership Development
M.A. in Special Education
M.A. in Teaching (Elementary, Secondary, or Music Education)
Ph.D. in Education (Cultural and Curricular Studies, Disability Studies, Leadership Studies, or School Psychology Emphasis)
Multiple Subject Credential
Pupil Personnel Services Credential in School Counseling
Pupil Personnel Services Credential in School Psychology
Single Subject Credential
Special Education Preliminary Credential: Mild/Moderate
Special Education Preliminary Credential: Moderate/Severe

Dale E. and Sarah Ann Fowler School of Engineering

- B.S. in Computer Engineering
- B.S. in Computer Science
- B.S. in Data Science
- B.S. in Electrical Engineering
- B.S. in Software Engineering

Lawrence and Kristina Dodge College of Film and Media Arts

- B.A. in Film Studies
- B.A. in Public Relations and Advertising
- B.F.A. in Animation and Visual Effects
- B.F.A. in Broadcast Journalism and Documentary
- B.F.A. in Creative Producing
- B.F.A. in Film Production
- B.F.A. in Screen Acting (joint program with the College of Performing Arts)
- B.F.A. in Screenwriting
- B.F.A. in Television Writing and Production
- Accelerated Undergraduate / M.A. Film Studies Program
- M.A. in Film Studies
- M.F.A. in Documentary Filmmaking
- M.F.A. in Film and Television Producing
- M.F.A. in Film Production
- M.F.A. in Production Design
- M.F.A. in Screenwriting
- M.F.A. in Television Writing and Producing
- M.B.A. / M.F.A. in Film and Television Producing (with the Argyros School)
- Juris Doctor / M.F.A. in Film and Television Producing (with the School of Law)

Crean College of Health and Behavioral Sciences

- B.A. in Psychology
- B.S. in Applied Human Physiology
- B.S. in Health Sciences
- Accelerated B.S. in Health Sciences to M.S. in Health and Strategic Comm
- Doctor of Physical Therapy (DPT)
- Transitional Doctor of Physical Therapy (tDPT)
- M.A. in Marriage and Family Therapy
- M.M.S. in Physician Assistant Studies
- M.S. in Communication Sciences and Disorders
- Speech Language Pathology Services Credential

UNIVERSITY PROFILE

Dale E. Fowler School of Law

Juris Doctor
Juris Doctor / M.B.A. (with the Argyros School)
Juris Doctor / M.F.A. in Film and Television Producing (with Dodge College)
LL.M. (General)
LL.M. in Taxation

College of Performing Arts

Department of Dance

B.A. in Dance
B.F.A. in Dance Performance

Hall-Musco Conservatory of Music

B.A. in Music
B.M. in Composition
B.M. in Performance
B.M. (Pre-Certification, Music Education)
M.M. in Keyboard Collaborative Arts

Department of Theatre

B.A. in Theatre
B.F.A. in Screen Acting (joint program with Dodge College)
B.F.A. in Theatre Performance

School of Pharmacy

Pre-Pharmacy Freshman Early Assurance Program (FEAP)
Accelerated B.S. / M.S. in Pharmaceutical Sciences
M.S. in Patient Safety
M.S. in Pharmaceutical Sciences
M.S. in Regulatory Affairs
Doctor of Pharmacy (Pharm.D.)
Ph.D. in Pharmaceutical Sciences

Schmid College of Science and Technology

B.A. in Philosophy
B.S. in Biochemistry and Molecular Biology
B.S. in Biological Sciences
B.S. in Chemistry
B.S. in Environmental Science and Policy
B.S. in Mathematics
B.S. in Physics

Chapman/UC Irvine Joint Degree Program in Engineering

Accelerated Undergraduate / M.S. in Behavioral and Computational Economics
Accelerated Undergraduate / M.S. in Computational and Data Sciences

Accelerated Undergraduate / M.S. in Food Science

M.S. in Computational and Data Sciences

M.S. in Food Science

Ph.D. in Computational and Data Sciences

Joint M.B.A. / M.S. in Food Science (with the Argyros School)

Accreditation

Regional Accrediting Body

Chapman University is accredited by the Western Association of Schools and Colleges, Accrediting Commission for Senior Colleges and Universities (WSCUC).

Professionally-Accredited Programs

The programs of the George L. Argyros School of Business and Economics are accredited by The Association to Advance Collegiate Schools of Business (**AACSB**).

The programs of the School of Pharmacy are accredited by the Accreditation Council for Pharmacy Education (**ACPE**).

The Physicians Assistant program is accredited by the Accreditation Review Commission on Education for the Physician Assistant (**ARCEPA**).

The teacher training and credential programs of the College of Educational Studies are approved by the California Commission on Teacher Credentialing (**CTC**) and the Council for the Accreditation of Education Preparation (**CAEP**).

The School Psychology program is accredited by the National Association of School Psychologists (**NASP**) and the International School Psychology Association (**ISPA**).

The Communication Sciences and Disorders program is accredited by the Council on Academic Accreditation in Audiology Speech-Language Pathology of the American Speech-Language-Hearing Association (**ASHA**) and approved by the California Commission on Teacher Credentialing (**CTC**).

The programs of the School of Law are accredited by the American Bar Association (**ABA**).

The Doctor of Physical Therapy program is accredited by the Commission on Accreditation in Physical Therapy Education (**CAPTE**).

The Marriage and Family Therapy Program is accredited by the Commission on Accreditation for Marriage and Family Therapy (**COAMFTE**).

The programs of the Department of Chemistry are accredited by the American Chemical Society (**ACS**) and the American Society for Biochemistry and Molecular Biology (**ASBMB**).

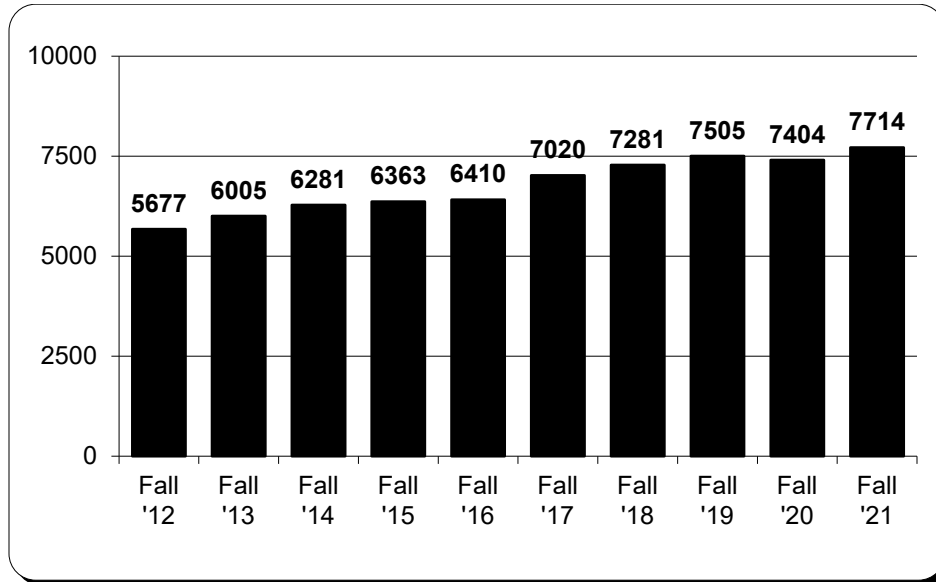
The programs of the Hall-Musco Conservatory of Music are accredited by the National Association of Schools of Music (**NASM**).

The programs of the Department of Dance are accredited by the National Association of Schools of Dance (**NASD**).

The programs of the Department of Theatre are accredited by the National Association of Schools of Theatre (**NAST**).

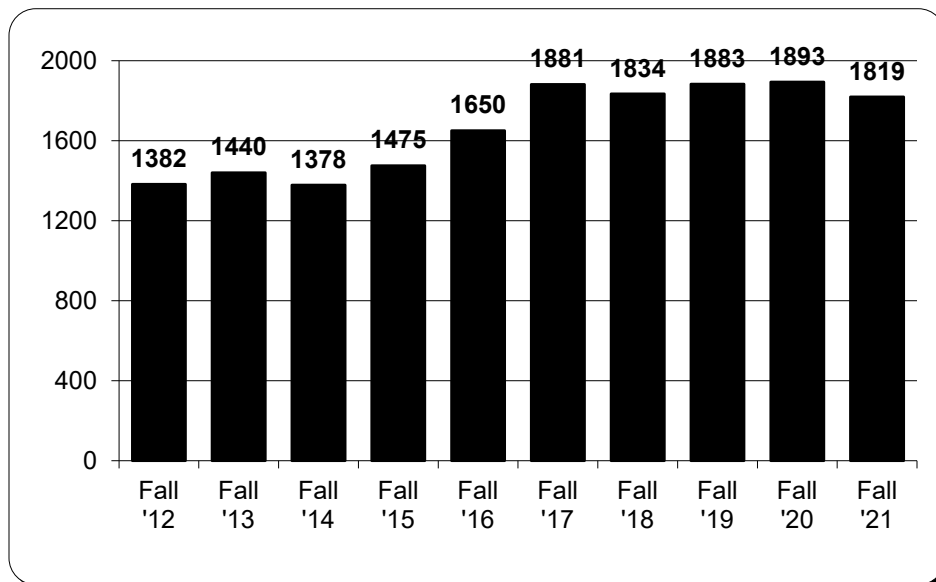
Trends And Growth

Undergraduate Headcount Enrollment



Source: Institutional Research and Decision Support (IRADS)

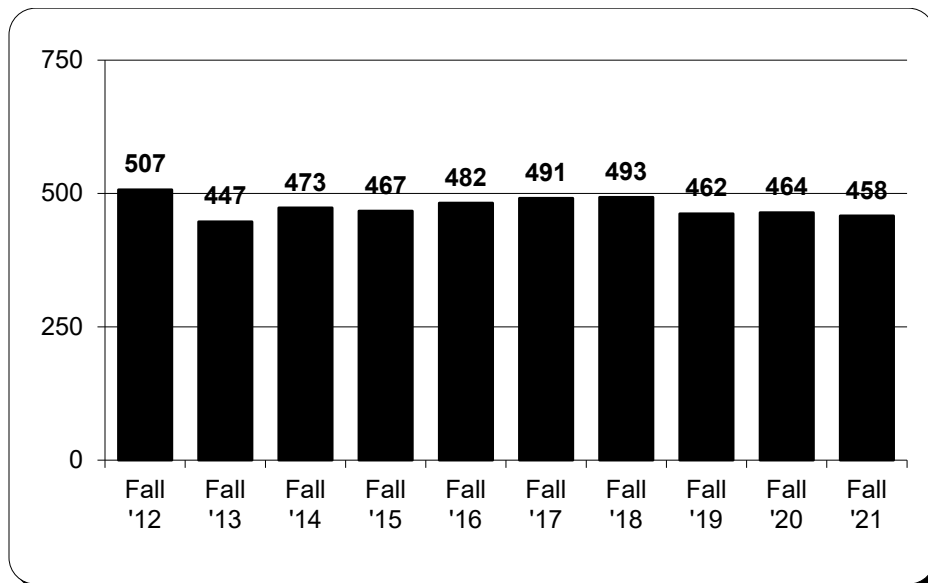
Graduate Headcount Enrollment (Excludes Juris Doctor)



Source: Institutional Research and Decision Support (IRADS)

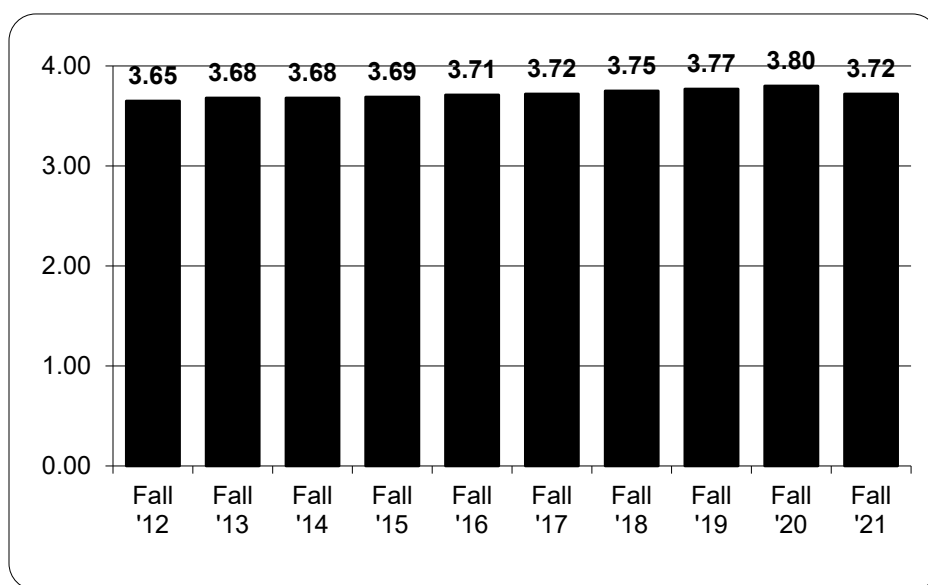
TRENDS & GROWTH

Juris Doctor Headcount Enrollment



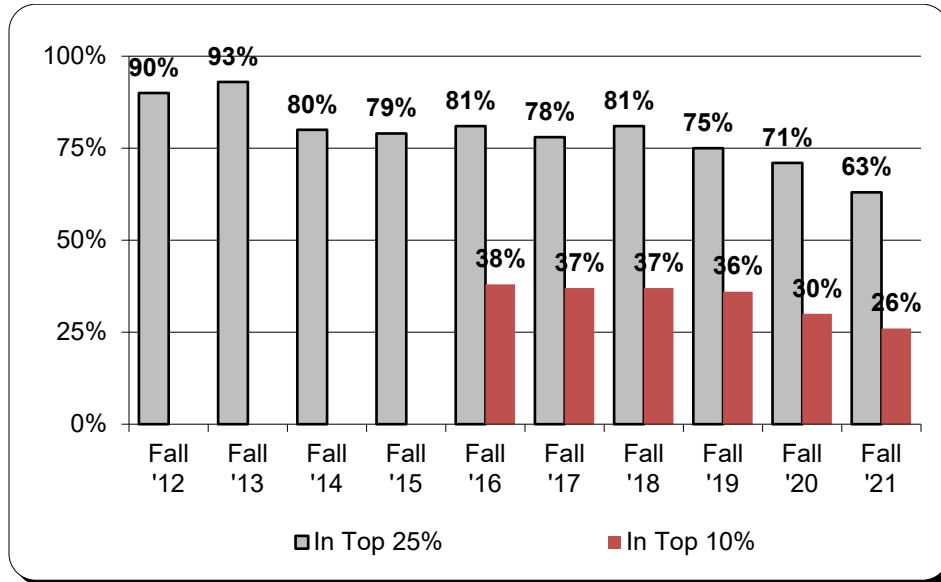
Source: As reported to IPEDS, Fall Enrollment Survey.

Average High School GPA of New First Year Students



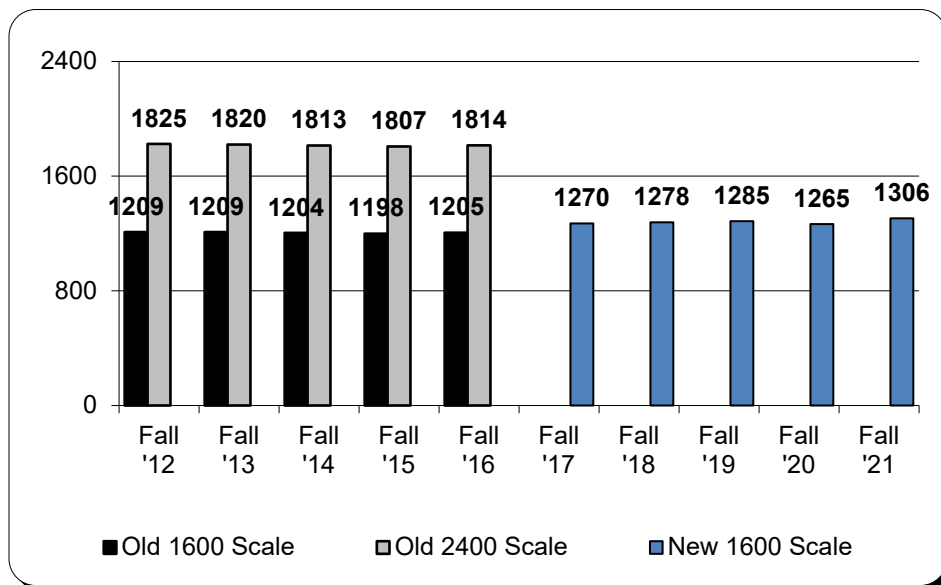
Source: Institutional Research and Decision Support (IRADS)

Percent of New First Years in Top 25% and 10% of Their HS Graduating Class



Source: Institutional Research and Decision Support (IRADS)
 Note: More complete data became available beginning Fall '14.

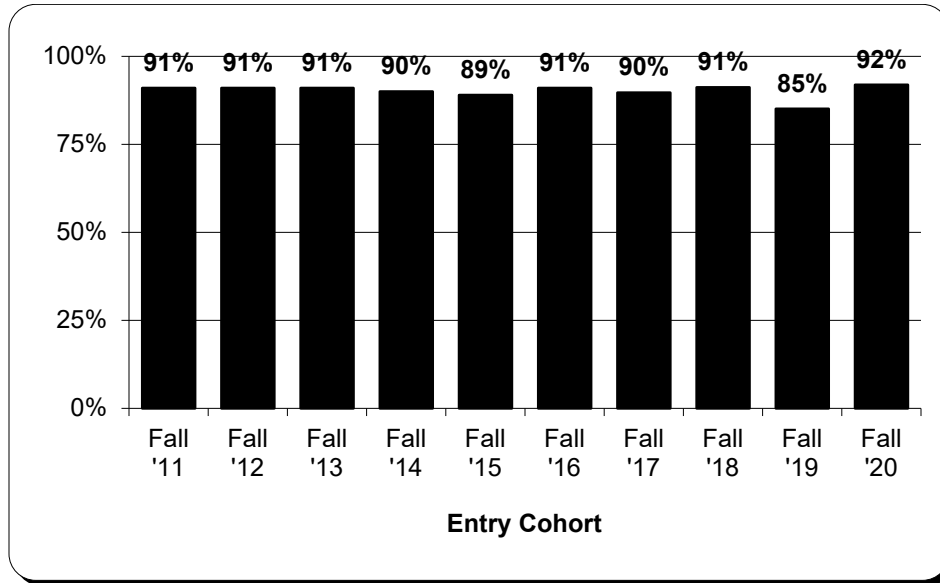
Average SAT Score of New First Years



Source: Institutional Research and Decision Support (IRADS)

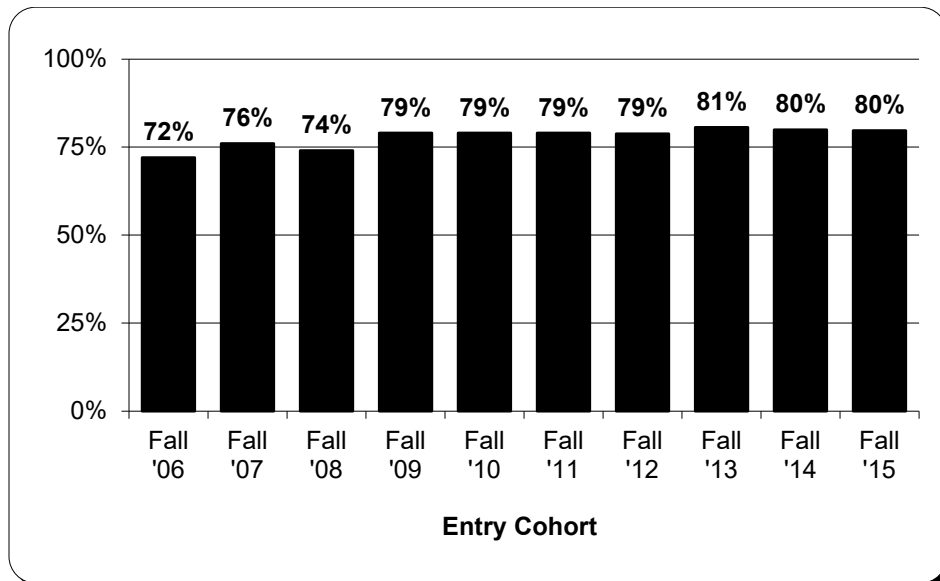
TRENDS & GROWTH

Fall-to-Fall Retention Rate of First-time First Years



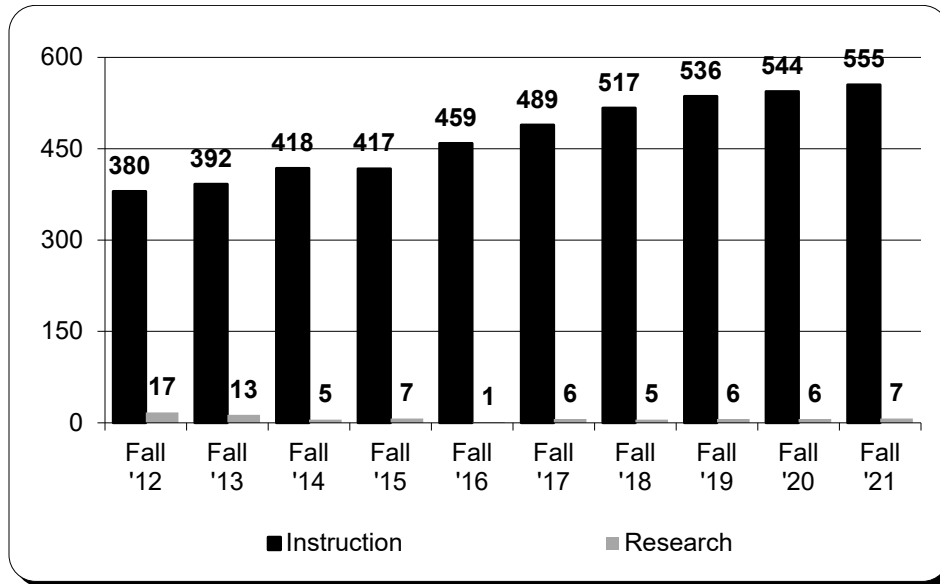
Source: As reported to IPEDS, Fall Enrollment Survey

Six-Year Graduation Rate of First-time First Years



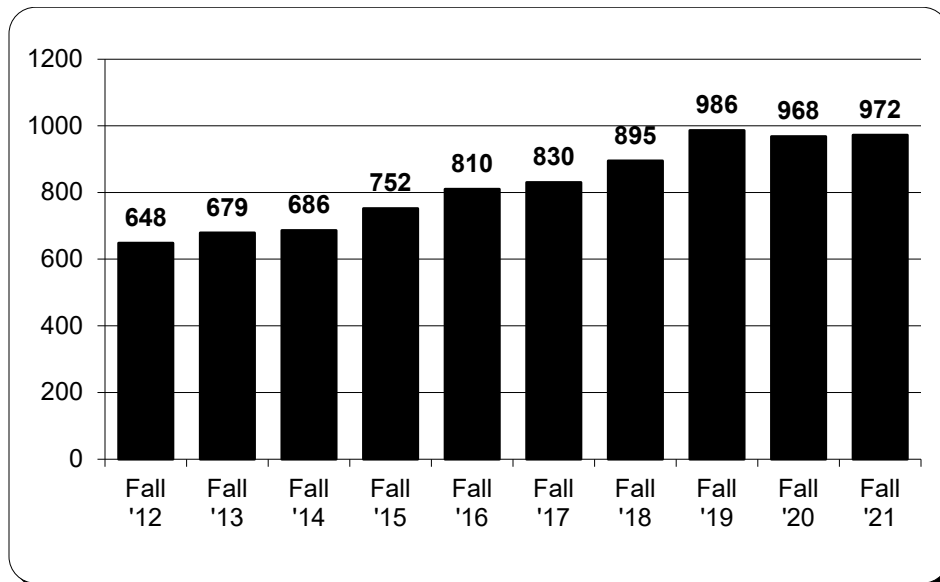
Source: As reported to IPEDS, Graduation Rate Survey

Full-Time Faculty Headcount



Source: Office of the Provost

Full-Time Staff Headcount



Source: As reported to IPEDS, Human Resources Survey.

Student Data

FIRST YEAR PROFILE

Applicants, Admissions, and Enrollees (Domestic & International)

	FALL 2021 FIRST YEAR CLASS		
	Men	Women	Total
Applicants	5556	9542	15,098
Admissions	3191	5924	9115
Enrollees	604	1054	1658

Source: Institutional Research and Decision Support (IRADS)

Mean SAT and ACT Scores and GPA of Entering Freshmen

	FALL 2021 FIRST YEAR CLASS		
	Men	Women	Overall
SAT Evidence-Based Reading and Writing	645	654	649
SAT Math	665	649	657
% Submitting SAT scores	31%	17%	22%
ACT English	28	30	29
ACT Math	28	26	27
ACT Composite	28	28	28
% submitting ACT scores	14%	13%	13%
High School GPA	3.65	3.77	3.72

Source: Institutional Research and Decision Support (IRADS)

ENROLLMENT

Total Headcount Enrollment by Gender and Level

	FALL 2021			
	Undergrad	Graduate	Total	% of Total
Men	3081	866	3947	39.5%
Women	4632	1409	6041	60.5%
Nonbinary/Unknown	1	2	3	<0.1%
Total	7714	2277	9991	

Source: As reported to IPEDS, Fall Enrollment Survey (census Fall 2021).

Note: "Graduate" includes Doctor of Physical Therapy, LL.M., and Ph.D. students.

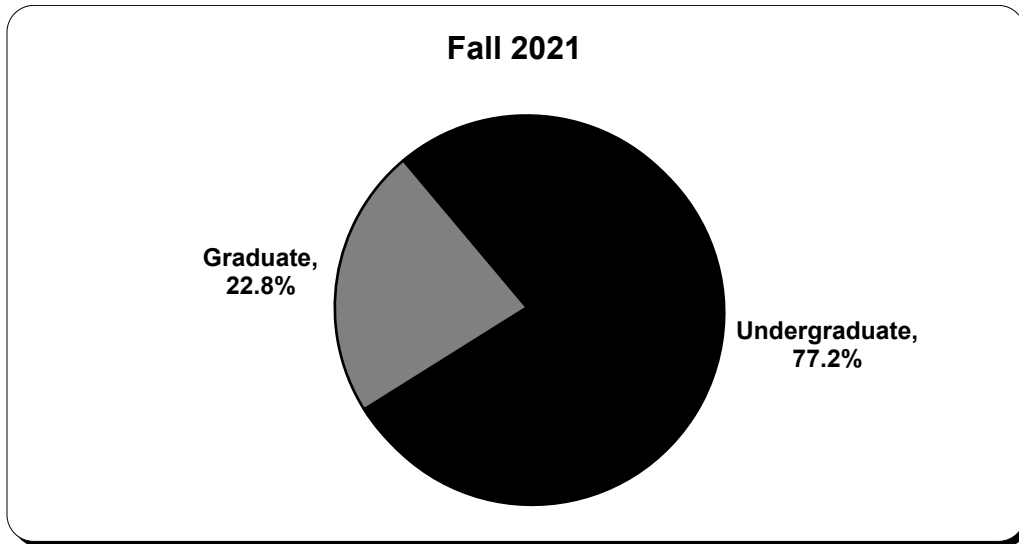
Total Headcount Enrollment by Race/Ethnicity and Level

	FALL 2021			
	Undergrad	Graduate	Total	% of Total
Nonresident Alien	229	212	441	4.4%
Hispanic/Latino	1324	445	1769	17.7%
American Indian/Alaska Native	10	1	11	0.1%
Asian	1187	549	1736	17.4%
Black/African American	163	57	220	2.2%
Hawaiian/Pacific Islander	25	5	30	0.3%
White	3757	852	4609	46.1%
Two or More Races	625	113	738	7.4%
Race/Ethnicity unknown	394	43	437	4.4%
Total	7714	2277	9991	

Source: As reported to IPEDS, Fall Enrollment Survey (census Fall 2021).


Note: "Graduate" includes Doctor of Physical Therapy, LL.M., and Ph.D. students.

Percent of Total Headcount Enrollment by Level



*Source: As reported to IPEDS, Fall Enrollment Survey (census Fall 2021).
* "Graduate" includes Doctor of Physical Therapy, LL.M., and Ph.D. students*


Total Degree-Seeking Headcount Enrollment by School/College



Source: Institutional Research and Decision Support (IRADS) (census Fall 2021).


ENROLLMENT

Total Degree-Seeking Undergraduate Headcount Enrollment by School/College



Source: Institutional Research and Decision Support (IRADS) (census Fall 2021).

Total Degree-Seeking Graduate Enrollment by School/College



Source: Institutional Research and Decision Support (IRADS) (census Fall 2021).

Note: Table includes all masters- and doctoral-level students.

DEGREES AWARDED

Degrees Awarded by Level and School (Excluding Certificates)

2021-2022 Academic Year			
School/College	Undergrad	Graduate	Total
College of Arts, Humanities, and Social Sciences	268	39	307
School of Communication	218	16	234
School of Business & Economics	546	110	687
College of Educational Studies	65	178	243
School of Engineering	94	0	94
College of Film & Media Arts	354	115	469
College of Health and Behavioral Sciences	283	200	483
School of Law	0	154	154
College of Performing Arts	117	3	120
School of Pharmacy	0	101	101
College of Science and Technology	103	44	147
Total Unique Degree Count	1974	960	2934

Source: Institutional Research and Decision Support (IRADS)

Note: In cases in which a student completed majors in multiple schools, the degree is counted in both. The sum of colleges may be greater than the unique count of degrees.

DEGREES AWARDED

Undergraduate Degrees Awarded by Major

2021-2022 Academic Year	
Major	Count
Accounting	47
Animation and Visual Effects	20
Anthropology	4
Applied Human Physiology	24
Art	9
Art History	4
Biochemistry & Molecular Biol.	13
Biological Sciences	39
Broadcast Journ. & Documentary	25
Business Administration	481
Cert. in Applied Stat. Analysis	31
Chemistry	8
Communication Studies	97
Composition	3
Computer Engineering	2
Computer Science	52
Creative and Cultural Industries	1
Creative Producing	41
Creative Writing	34
Dance	19
Dance Performance	26
Data Analytics	30
Data Science	1
Digital Arts	3
Digital Narrative Studies	1
Economics	46
English	32
Environmental Science & Policy	14
Film Production	121
Film Studies	10
French	7

2021-2022 Academic Year	
Major	Count
Game Development	1
Gender, Politics, and Culture	1
Global Comm. & World Langs.	7
Graphic Design	29
Health Sciences	116
History	25
Integrated Educational Studies	65
Integrative Health	1
Mathematics	6
Music	3
Music Education	6
Music Performance	29
Nutrition	1
Peace Studies	12
Philosophy	24
Physics	3
Political Science	75
Psychology	138
Public Relations/Advertising	43
Religious Studies	1
Screen Acting	17
Screenwriting	51
Sociology	40
Software Engineering	11
Spanish	6
Strategic & Corporate Comm.	113
Television Writing & Production	39
Theatre	15
Theatre Performance	11
Virtual Reality & Game Dev.	1

Source: Institutional Research and Decision Support (IRADS)

DEGREES AWARDED

Graduate Degrees Awarded by Major

2021-2022 Academic Year	
Degree Program	Graduates
Accounting	16
Behavioral & Computational Economics	6
Business Administration (MBA)	73
Communication (Ph.D.)	3
Communication Sciences & Disorders	42
Computational & Data Sciences (MS)	22
Computational & Data Sciences (Ph.D.)	7
Counseling (School)	28
Creative Writing	12
Curriculum & Instruction	13
Doctor of Pharmacy (PharmD)	85
Doctor of Physical Therapy (DPT)	83
Documentary Filmmaking	4
Education (Ph.D.)	20
Educational Psychology (Ed.S.)	19
English	11
Executive MBA	0
Film & Television Producing	13
Film Production	66
Film Studies	0
Food Science	15
Health and Strategic Communication	13
International Studies	8
Keyboard Collaborative Arts	3
Leadership Development	29
Marriage and Family Therapy	29
Pharmaceutical Sciences (MS)	7
Pharmaceutical Science (PhD)	9
Physician Assistant Studies	46
Real Estate	15
School Psychology	19
Screenwriting	20
Special Education	14
Teaching	36
Television Writing and Producing	12
War and Society	8
Juris Doctor	150
LL.M. in General Law	4

Source: Institutional Research and Decision Support (IRADS)

Faculty & Staff Data

Full-Time Instructional Faculty by Gender

FALL 2021		
Gender	N	% of Total
Men	308	55%
Women	247	45%
Total	555	

Source: As reported to IPEDS, Human Resources Survey.

Full-Time Instructional Faculty by Race/Ethnicity

FALL 2021		
Race/Ethnicity	N	% of Total
Nonresident Alien	23	4%
Hispanic/Latino	27	5%
American Indian/Alaska Native	0	0%
Asian	55	10%
Black/African American	15	3%
Hawaiian/Pacific Islander	1	<1%
White	348	63%
Two or More Races	12	2%
Race/Ethnicity unknown	71	13%
Total	555	

Source: As reported to IPEDS, Human Resources Survey.

STAFF DATA

Full-Time Staff by Gender

FALL 2021		
Gender	N	% of Total
Men	405	42%
Women	567	58%
Total	972	

Full-Time Staff by Race/Ethnicity

FALL 2021		
Race/Ethnicity	N	% of Total
Nonresident Alien	27	3%
Hispanic/Latino	176	18%
American Indian/Alaska Native	2	<1%
Asian	92	9%
Black/African American	30	3%
Hawaiian/Pacific Islander	10	1%
White	412	42%
Two or More Races	23	2%
Race/Ethnicity unknown	200	21%
Total	972	

Source: As reported to IPEDS, Human Resources Survey.