



# CHAPMAN UNIVERSITY

# SNAPSHOT

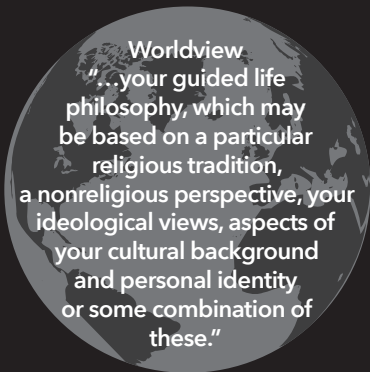
December 2017

AN INFOGRAPHIC NEWSLETTER OF THE INSTITUTIONAL RESEARCH OFFICE

## INTERFAITH DIVERSITY EXPERIENCES & ATTITUDES LONGITUDINAL SURVEY (IDEALS)

Chapman University is one of 122 institutions across the United States participating in a longitudinal study focused on understanding student encounters with religious, spiritual, and worldview diversity on college campuses. The first survey was sent to first time, full time Chapman students entering Fall 2015. Over 280 first time students completed the first Interfaith Diversity Experiences & Attitudes Longitudinal Survey resulting in a 20% response rate. In Fall 2016, the second survey was sent to students who completed the first survey resulting in 122 usable survey responses--a 44% response rate. This newsletter will focus on the Time 2 (T2) follow-up survey results but will also include some findings from the initial Time 1 (T1) survey.

### WORLDVIEWS OF 2015 ENTERING FIRST TIME CHAPMAN STUDENTS




T1: 27.1%	T1: 20.7%	T1: 20.0%
Christianity (Protestant)	Christianity (Roman Catholic)	Agnosticism/ Atheism
T2: 21.7%	T2: 18.3%	T2: 25.8%
T1: 12.4%	T1: 4.1%	T1: 16.0%
Nonreligious/ None	Judaism	Other Worldview
T2: 12.5%	T2: 7.5%	T2: 14.2%

**57%**  
This campus is religiously diverse  
Percent "agree somewhat" or "agree strongly"



### ON CAMPUS

- 93%** This campus is a safe place for me to express my worldview.
  - 91%** This campus is a welcoming place for people of different religious and nonreligious perspectives.
  - 87%** There is a place on this campus where I can express my personal worldview.
- Percent "agree somewhat" or "agree strongly"



### RELIGIOUS/SPIRITUAL ENGAGEMENTS

Percent participating in activity

- Utilized a multi-faith space on campus. **43.4%**
- Attended religious services within your own religious tradition. **38.5%**
- Participated in a student organization affiliated with your religion or worldview. **22.1%**
- Met one-on-one with a chaplain or other religious/nonreligious advisor **10.7%**

### INFORMAL INTERFAITH ENGAGEMENT



**95%** Socialized with someone of a different religious or nonreligious perspective.

**89%**

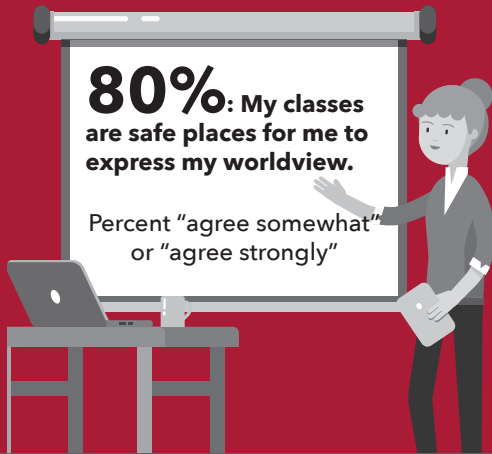
Studied with someone of a different religious or nonreligious perspective.



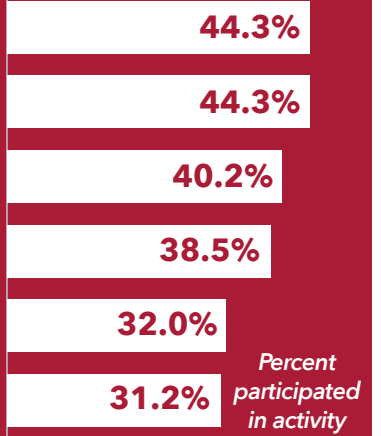
**84%**

Dined with someone of a different religious or nonreligious perspective.

## CURRICULAR RELIGIOUS AND SPIRITUAL ENGAGEMENT

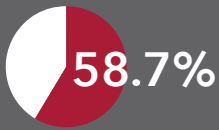


- Discussed religious diversity in at least one of your general education courses.
- Discussed your personal worldview in class.
- Discussed shared values between religious and nonreligious traditions in one of your courses.
- Discussed religious diversity in at least one of your elective courses.
- Reflected on your worldview in relationship to another religious or nonreligious perspective as part of a class.
- Discussed religious or spiritual topics with faculty.



## GLOBAL CITIZENSHIP

Percent "agree somewhat" or "agree strongly"



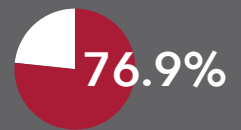
I am currently taking steps to improve the lives of people around the world.



I am actively working to foster justice in the world.



I am actively learning about people across the globe who have different religious and cultural ways of life than I do.

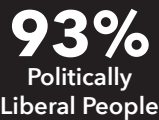


I frequently think about the global problems of our time and how I will contribute to resolving them.

## WELCOMING CAMPUS

This campus is a welcoming place for...

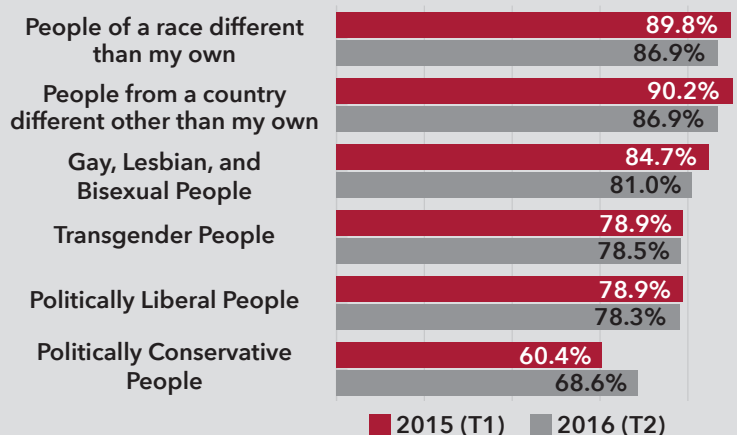
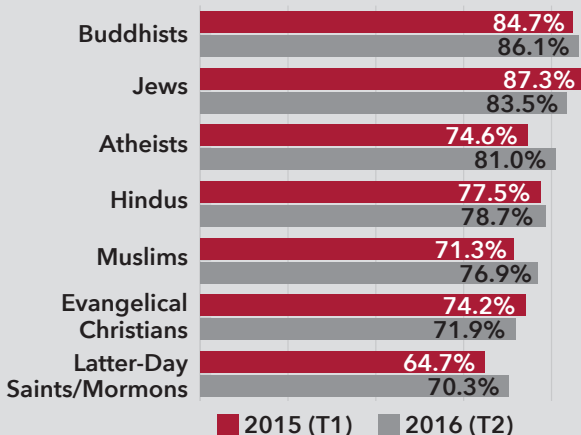
Percent "agree somewhat" or "agree strongly"



## ATTITUDES TOWARD DIVERSE GROUPS

I have a positive attitude toward people in this group.

Percent "agree somewhat" or "agree strongly"



**I am satisfied with the degree of religious and nonreligious diversity on this campus.**  
Percent "agree somewhat" or "agree strongly"

Prepared by: Chapman's Institutional Research Office  
<https://www.chapman.edu/ciro>