



SNAPSHOT

March 2021

AN INFOGRAPHIC NEWSLETTER OF THE INSTITUTIONAL RESEARCH AND DECISION SUPPORT (IRADS) OFFICE

2020 CIRP FRESHMAN SURVEY

Each year thousands of students across the United States complete the CIRP Freshman Survey. The results in this newsletter profile Chapman University's 2020 first-time, full-time entering students. Over 1,603 incoming first-year students completed the survey resulting in a 75% response rate. Due to the pandemic, the survey was administered online instead of in-person during orientation. However, incoming first-year students participating in the virtual orientation were provided some time to complete the survey.

REASONS FOR CHOOSING CHAPMAN

Percent reporting "Very Important" reason on a 3-pt scale



67%

This college has a very good academic reputation



63%

This college's graduates get good jobs



63%

The academic reputation of my intended major



61%

I was offered financial assistance



59%

A visit to campus



52%

I wanted to go to a school about the size of this college



49%

This college has good opportunities for students to get involved in research and creative activities



37%

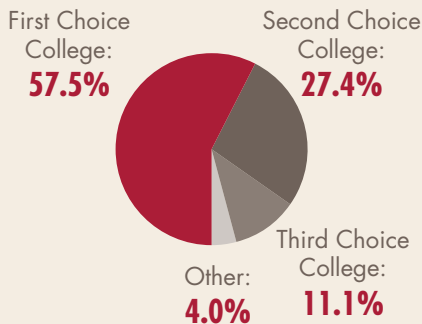
This college's graduates make a difference in the world



24%

Ranking in national magazines

CHAPMAN UNIVERSITY WAS?



WHY GO TO COLLEGE AT ALL?

Percent reporting "Very Important" reason on a 3-pt scale.

- 91.2% Learn about things that interest me
- 80.0% Gain GE and appreciation of ideas
- 79.8% Get training for a specific career
- 79.6% Get a better job
- 59.9% Make me a more cultured person
- 59.2% Make more money
- 48.3% Prepare for graduate/professional school
- 25.8% To please my family

INSECURITY, INSTABILITY AND CHALLENGES ENTERING COLLEGE

Percent reporting "Frequently" on a 3-pt scale

- 52.1% Felt overwhelmed by all I had to do
- 48.9% Felt anxious
- 20.6% Felt depressed
- 1.8% Felt hungry but did not eat because I didn't have enough money for food

Percent reporting "Very Good Chance" on a 4-pt scale

- 23.2% Seek personal counseling



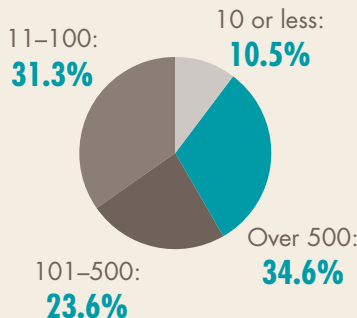
COLLEGE EXPECTATIONS

Percent reporting "Very Good Chance" on a 4-pt scale

- 64.2% Participate in student clubs/groups
- 52.7% Get a job to help pay college expenses
- 51.5% Study abroad
- 31.0% Get tutoring help
- 25.6% Join a fraternity/sorority



HOW MANY MILES IS CHAPMAN UNIVERSITY FROM YOUR PERMANENT HOME?



Do you have any concerns about your ability to finance your college education?

- 39% None
- 53% Some
- 8% Major

CIVIC ENGAGEMENT WHILE IN COLLEGE

Percent reporting "Very Good Chance" on a 4-pt scale

- 34.8% Participate in student protest or demonstration
- 44.9% Participate in volunteer or community service work
- 82.5% Vote in a local, state or national election



DIVERSITY-RELATED STRENGTHS

Percent reporting "A Major Strength" or "Somewhat Strong" on a 5-pt scale

83.0%

Tolerance of others with different beliefs

93.5%

Ability to work cooperatively with diverse people

84.8%

Ability to see the world from someone else's perspective



72.3%

Ability to discuss and negotiate controversial issues

70.3%

Openness to having own views challenged

DIVERSITY-RELATED BELIEF

Percent reporting "Agree" or "Agree Strongly" on a 5-pt scale

76% Chapman University is an institution that values diversity



DEGREE ASPIRATIONS

38.6% Plan to pursue a Master's Degree

10.1% Plan to pursue a Doctorate Degree (Ph.D., Ed.D., etc.)

6.6% Plan to pursue a Medical Degree

5.1% Plan to pursue a Law Degree



CAREER GOALS

Percent reporting "Essential" or "Very Important" on a 4-pt scale

60.5%

Obtaining recognition from my colleagues for contributions to my specific field

56.8%

Becoming an authority in my field

49.0%

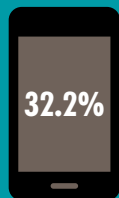
Becoming successful in a business of my own

29.7%

Becoming accomplished in one of the performing arts


SOCIAL MEDIA & TV

Percent reporting spending 11 or more hours a week



32.2%

Social media



27.5%

Watching TV/online video content (e.g., Amazon, Hulu, Netflix, YouTube)

RESEARCH INCLINATION

Percent reporting "Agree" or "Agree Strongly" on a 5-pt scale

67% I am interested in getting involved on a research project or creative activity with a faculty member.



What is the best guess as to the chance that you will work on a professor's research project?

22.2% Very Good Chance

48.4% Some Chance

24.8% Very Little Chance

4.5% No Chance

Will you pursue a science-related research career?

6.2% Definitely yes

13.5% Probably Yes

16.5% Uncertain

24.7% Probably No

39.1% Definitely No

HOW CONFIDENT ARE YOU THAT YOU CAN:

Percent reporting "Very" or "Absolutely" on a 5-pt scale

74.6% Ask relevant questions

71.0% Identify what is known and not known about a problem

61.1% Explain the results of a study

55.7% Integrate results from multiple studies

51.2% Determine how to collect appropriate data

51.1% Generate a research question

49.2% Understand scientific concepts

48.0% See connections between different areas of science and mathematics

44.3% Use technical science skills (use of tools, instruments and/or techniques)

40.4% Use scientific literature to guide research

SELF-PERCEPTIONS

Percent reporting "Above Average" and "Highest 10%" compared to peers their age

79.4% Academic Ability

65.2% Creativity

62.9% Leadership Ability

51.4% Self-confidence (intellectual)

51.3% Artistic Ability

38.1% Self-confidence (social)

33.1% Emotional Health



FUTURE GOALS

Percent reporting "Essential" or "Very Important" on a 4-pt scale

84%

Helping others who are in difficulty

82%

Being very well off financially

69%

Helping promote racial understanding

68%

Raising a family

57%

Influencing social values

31%

Influencing the political structure