



SNAPSHOT

August 2022

AN INFOGRAPHIC NEWSLETTER OF THE INSTITUTIONAL RESEARCH AND DECISION SUPPORT (IRADS) OFFICE

2021 CIRP FRESHMAN SURVEY

Each year thousands of students across the United States complete the CIRP (Cooperative Institutional Research Program) Freshman Survey. The results in this newsletter profile Chapman University's 2021 first-time, full-time entering students. Over 1,600 incoming first-year students completed the online survey resulting in a 56% response rate.

REASONS FOR CHOOSING CHAPMAN

Percent reporting "Very Important" reason on a 3-pt scale



66%

This college has a very good academic reputation



65%

This college's graduates get good jobs



62%

I was offered financial assistance



59%

The academic reputation of my intended major



52%

I wanted to go to a school about the size of this college



44%

A visit to campus



44%

This college has good opportunities for students to get involved in research and creative activities



37%

This college's graduates make a difference in the world



31%

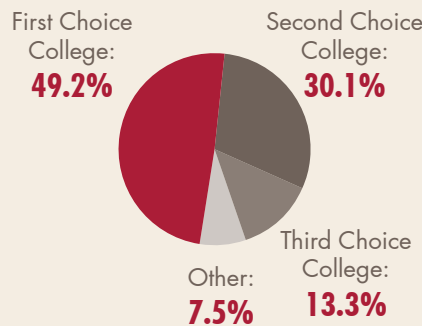
Communication with a professor



24%

Ranking in national magazines

CHAPMAN UNIVERSITY WAS?



WHY GO TO COLLEGE AT ALL?

Percent reporting "Very Important" reason on a 3-pt scale.

- 87.5% Learn about things that interest me
- 76.8% Get a better job
- 76.7% Gain general education and appreciation of ideas
- 74.6% Get training for a specific career
- 67.1% Make more money
- 56.2% Make me a more cultured person
- 48.2% Prepare for graduate/professional school
- 33.4% To please my family

INSECURITY, INSTABILITY AND CHALLENGES ENTERING COLLEGE

Percent reporting "Frequently" on a 3-pt scale

- 53.3% Felt overwhelmed by all I had to do
- 50.3% Felt anxious
- 20.7% Felt depressed
- 2.1% Felt hungry but did not eat because I didn't have enough money for food

Percent reporting "Very Good Chance" on a 4-pt scale

- 25% Seek personal counseling



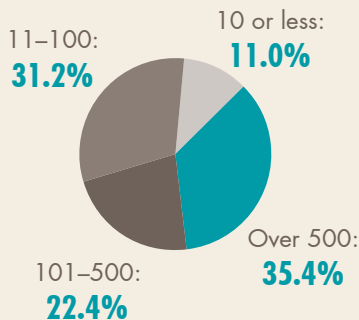
COLLEGE EXPECTATIONS

Percent reporting "Very Good Chance" on a 4-pt scale

- 65.4% Participate in student clubs/groups
- 51.6% Get a job to help pay college expenses
- 48.2% Study abroad
- 37.7% Get tutoring help
- 17.3% Join a fraternity/sorority



HOW MANY MILES IS CHAPMAN UNIVERSITY FROM YOUR PERMANENT HOME?



Do you have any concerns about your ability to finance your college education?

- 37% None
- 55% Some
- 8% Major

CIVIC ENGAGEMENT WHILE IN COLLEGE

Percent reporting "Very Good Chance" on a 4-pt scale

- 69.5% Vote in a local, state or national election
- 40.4% Participate in volunteer or community service work
- 21.4% Participate in student protest or demonstration



DIVERSITY-RELATED STRENGTHS

Percent reporting "A Major Strength" or "Somewhat Strong" on a 5-pt scale

92.4%

Ability to work cooperatively with diverse people

80.3%

Tolerance of others with different beliefs



82.6%

Ability to see the world from someone else's perspective

67.4%

Ability to discuss and negotiate controversial issues

68.3%

Openness to having own views challenged

DIVERSITY-RELATED BELIEF

Percent reporting "Agree" or "Agree Strongly" on a 5-pt scale

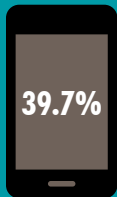
77.8%

Chapman University is an institution that values diversity




SOCIAL MEDIA & TV

Percent reporting spending 11 or more hours a week



39.7%

Using Social Media



32.5%

Watching TV/online video content (e.g., Amazon, Hulu, Netflix, YouTube)



11.7%

Playing video games

TRANSITION TO CHAPMAN

Percent reporting "Agree Somewhat" or "Strongly Agree" on a 4-pt scale

96% The admission staff responded to my questions in a timely manner.

91% The communication I received from Chapman regarding enrollment was clear

90% Orientation for new students has made me feel connected to Chapman

88% I am pleased with how my on-campus housing arrangement worked out

87% Financial aid office staff explained the details of my financial package



DEGREE ASPIRATIONS

40.4% Plan to pursue a Master's Degree

10.6% Plan to pursue a Doctorate Degree (Ph.D., Ed.D., etc.)

6.5% Plan to pursue a Medical Degree

3.6% Plan to pursue a Law Degree



CAREER GOALS

Percent reporting "Essential" or "Very Important" on a 4-pt scale

59.6%

Obtaining recognition from my colleagues for contributions to my specific field

52.4%

Becoming an authority in my field

49.9%

Becoming successful in a business of my own

24.6%

Becoming accomplished in one of the performing arts

RESEARCH INCLINATION

Percent reporting "Agree" or "Agree Strongly" on a 5-pt scale

60.8% I am interested in getting involved on a research project or creative activity with a faculty member.



What is the best guess as to the chance that you will work on a professor's research project?

24.3% Very Good Chance

50.4% Some Chance

19.7% Very Little Chance

5.5% No Chance

Will you pursue a science-related research career?

6.5% Definitely yes

11.7% Probably Yes

18.4% Uncertain

25.6% Probably No

37.7% Definitely No

SELF-PERCEPTIONS

Percent reporting "Above Average" or "Highest 10%" compared to peers their age

70.2% Academic Ability

60.3% Creativity

56.8% Leadership Ability

44.7% Artistic Ability

42.9% Self-confidence (intellectual)

34.6% Emotional Health

30.8% Self-confidence (social)



FUTURE GOALS

Percent reporting "Essential" or "Very Important" on a 4-pt scale

84%

Being very well off financially

81%

Helping others who are in difficulty

62%

Raising a family

60%

Helping promote racial understanding

54%

Influencing social values

20%

Influencing the political structure