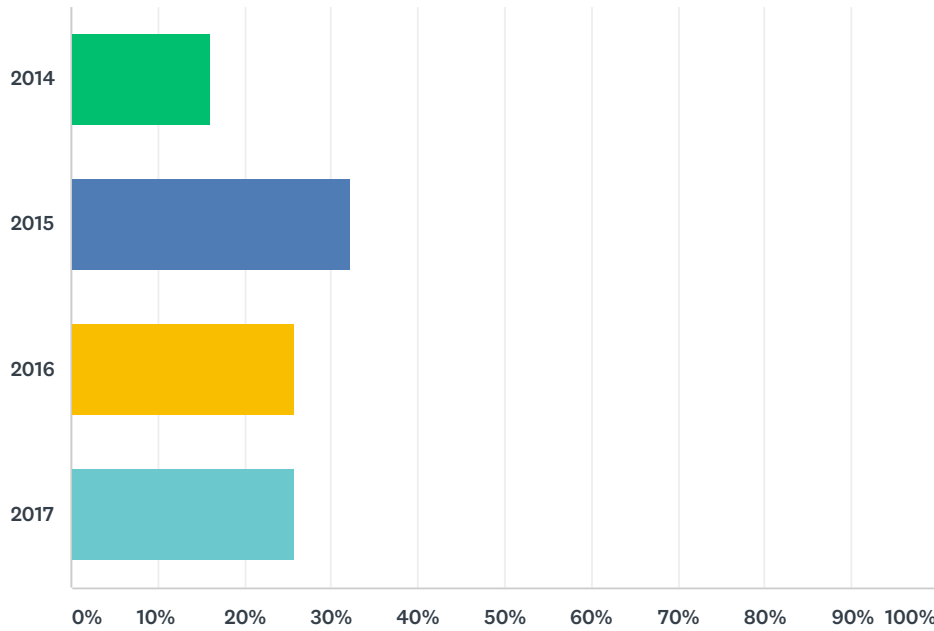


# Q1 When did you graduate from the CSD program at Chapman University?

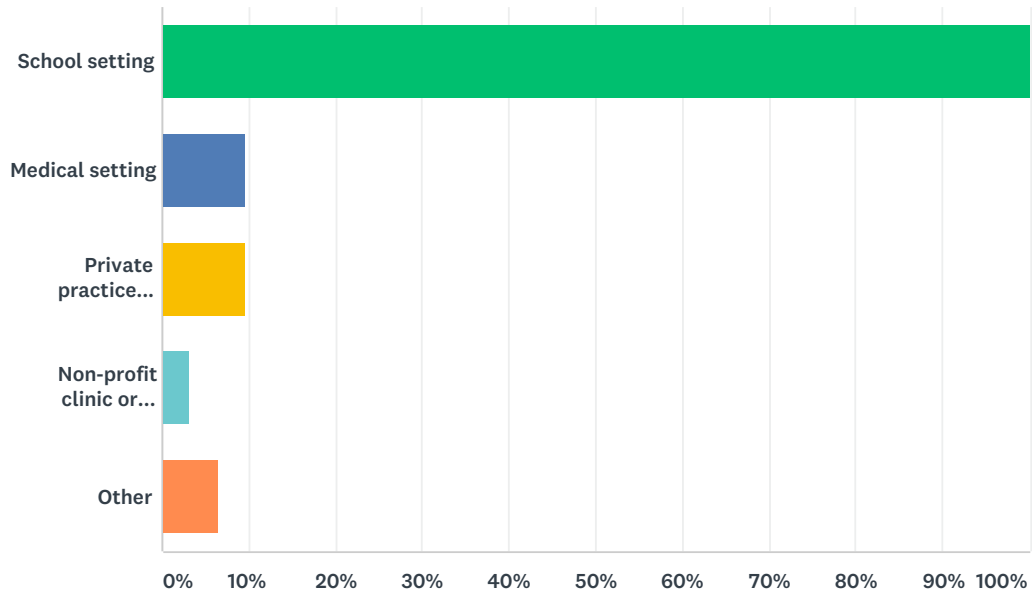
Answered: 31 Skipped: 0



| ANSWER CHOICES | RESPONSES |
|----------------|-----------|
| 2014           | 16.13% 5  |
| 2015           | 32.26% 10 |
| 2016           | 25.81% 8  |
| 2017           | 25.81% 8  |
| TOTAL          | 31        |

## Q2 In what settings do you currently work and/or have you worked since graduation? Check all that apply.

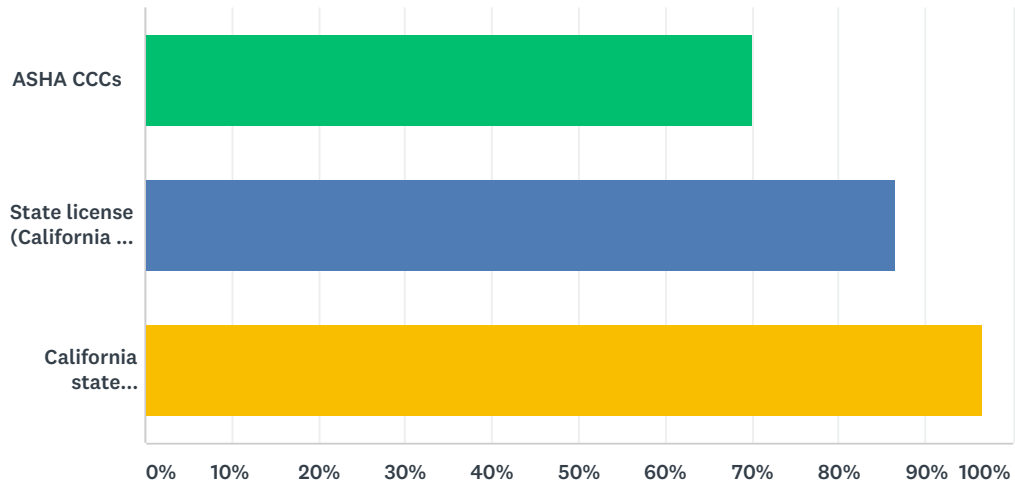
Answered: 31 Skipped: 0



| ANSWER CHOICES                        | RESPONSES |    |
|---------------------------------------|-----------|----|
| School setting                        | 100.00%   | 31 |
| Medical setting                       | 9.68%     | 3  |
| Private practice setting              | 9.68%     | 3  |
| Non-profit clinic or practice setting | 3.23%     | 1  |
| Other                                 | 6.45%     | 2  |
| Total Respondents: 31                 |           |    |

### Q3 Please check any and all certifications that you completed.

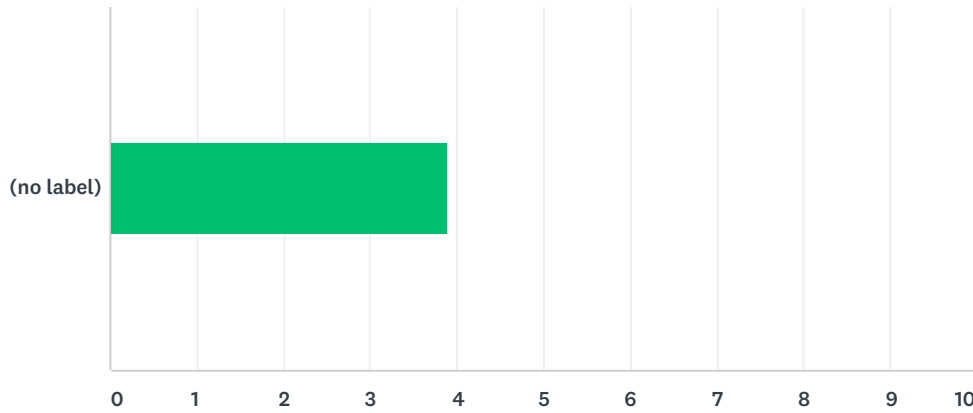
Answered: 30 Skipped: 1



| ANSWER CHOICES                                     | RESPONSES |    |
|--|-----------|----|
| ASHA CCCs  | 70.00%    | 21 |
| State license (California or other)                | 86.67%    | 26 |
| California state credential to work in the schools | 96.67%    | 29 |
| Total Respondents: 30                              |           |    |

### Q4 Did CSD coursework at Chapman University prepare you for your entry level position as a SLP?

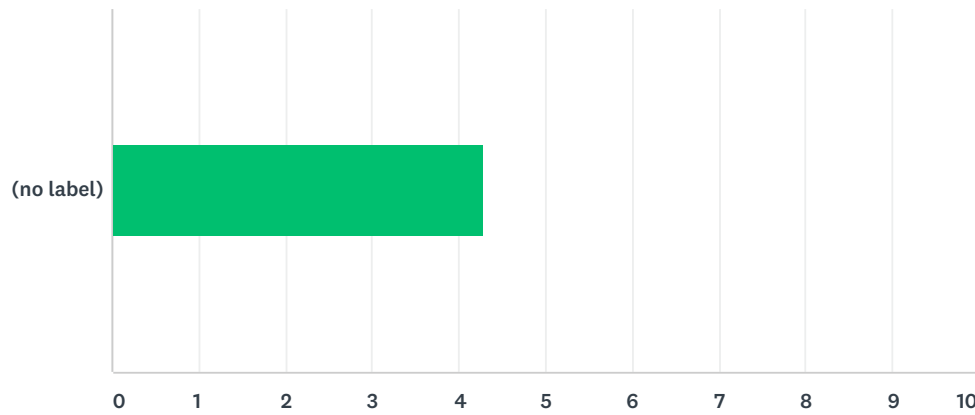
Answered: 31 Skipped: 0



|            | STRONGLY DISAGREE | DISAGREE   | UNSURE     | AGREE        | STRONGLY AGREE | TOTAL | WEIGHTED AVERAGE |
|------------|-------------------|------------|------------|--------------|----------------|-------|------------------|
| (no label) | 0.00%<br>0        | 9.68%<br>3 | 9.68%<br>3 | 61.29%<br>19 | 19.35%<br>6    | 31    | 3.90             |

### Q5 Did the CSD clinical practicum experiences at Chapman University prepare you for your entry level position as a SLP?

Answered: 31 Skipped: 0



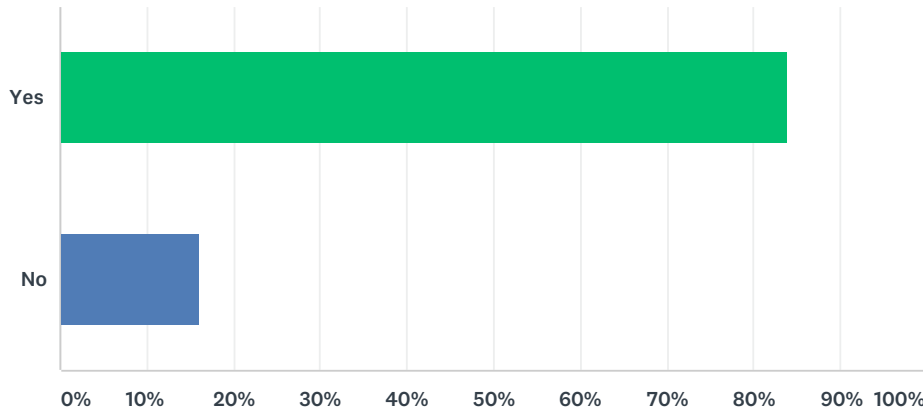
|            | STRONG DISAGREE | DISAGREE | UNSURE | AGREE  | STRONGLY AGREE | TOTAL | WEIGHTED AVERAGE |
|------------|-----------------|----------|--------|--------|----------------|-------|------------------|
| (no label) | 0.00%           | 6.45%    | 0.00%  | 51.61% | 41.94%         | 31    | 4.29             |
|            | 0               | 2        | 0      | 16     | 13             |       |                  |

**Q6 What other areas (courses and/or practicum) would you have benefited from while enrolled in the CSD program? Please list these below.**

Answered: 24 Skipped: 7

### Q7 Would you recommend the CSD program at Chapman University to students who are interested in becoming speech-language pathologists?

Answered: 31 Skipped: 0



| ANSWER CHOICES | RESPONSES |    |
|----------------|-----------|----|
| Yes            | 83.87%    | 26 |
| No             | 16.13%    | 5  |
| TOTAL          |           | 31 |

**Q8 Please provide us with any feedback that you wish to share with us about your educational experiences in the CSD program at Chapman University.**

Answered: 20 Skipped: 11



**Q9 We are also seeking feedback from employers of our graduates. If you are willing, please share the name and the email contact information of your employer (e.g., clinical fellow supervisor, other supervisor). The survey we send employers/supervisors will also be anonymous to the extent that this is possible.**

Answered: 8 Skipped: 23